



HEALTH INFRASTRUCTURE

CHAPTER SIX

An overview of Educational
Infrastructure and Service
Infrastructure in the Health
Sector in the country.

6. Health Infrastructure

	Page No.
Highlights	240
6.1 Education Infrastructure	241-258
6.1.1 States/UTs wise list of Medical Colleges in India with their admission capacity in MBBS Course from 1991-92 to 2017-18	241
6.1.1.1(a) States/UTs wise List in India of Medical Colleges with their Admission capacity & Number of Beds in attached Hospital	242
6.1.1.1(b) List of colleges not permitted for the year 2017-18 (renewal)	253
6.1.2 Number of Dental Colleges & Admissions to BDS and MDS Courses in India 1994-95 to 2017-18	254
6.1.3(a) State wise Number of Under Graduate AYUSH Institutes and their Admission Capacity in India as on 01.04.2017	256
6.1.3 (b) State wise Number of Post Graduate AYUSH Institutes and their Admission Capacity in India as on 01.04.2017	257
6.1.4 Number of Institutions and Admission Capacity/Number of Admission in Nursing/Para Medical Courses in India as on 31st March 2017	258
6.2 Service Infrastructure	259-278
6.2.1 States/UTs wise Number of Sub Centers, PHCs & CHCs functioning in India as on 31st March 2017	259
6.2.2 States/UTs wise Number of Government Hospitals & Beds in Rural & Urban Areas in India (Provisional)	260
6.2.3 Health Infrastructure in Railways as on 21.03.2018	261
6.2.4 Health Infrastructure in ESI Corporation as on 31.03.2017	262
6.2.5 Medical Care Facilities under AYUSH by Management Status as on 1.4.2017	263
6.2.6 State/UT wise Number of Licensed Blood Banks in India till October 2017	264
6.2.7 States/UTs wise List of Government Mental Hospitals in India.	266
6.2.8 Number of C.G.H.S Dispensaries in different cities as on 13.02.2018	268
6.2.9 Number of cards and beneficiaries availing C.G.H.S. Facilities in various Cities as on 13.02.2018	269
6.2.10 State wise/ System wise Number of Ayush Hospitals and Dispensaries in India as on 1.4.2017	270
6.2.11 States/UTs wise Number of functional Eye Banks in India as on 04.01.2018	271
6.3 Vaccine-wise and institution-wise status of production, demand and supply	272

Health Infrastructure

Highlights

Health infrastructure is an important indicator for understanding the health care delivery provisions and welfare mechanism in a country. Infrastructure has been described as the basic support for the delivery of public health activities. It also signifies the investments and priority accorded to create the infrastructure in public and private sectors.

This section on Health Infrastructure indicators is subdivided into two categories viz. educational infrastructure and service infrastructure. Educational infrastructure provides details of medical colleges, students admitted to M.B.B.S. course, post graduate degree/diploma in medical and dental colleges, admissions to BDS & MDS courses, AYUSH Institutes, nursing courses and paramedical courses. Service infrastructure in health includes details of allopathic hospitals, hospital beds, Indian System of Medicine & Homeopathy hospitals, sub centers, PHC, CHC, blood banks, eye banks, and mental hospitals.

- Medical education infrastructures in the country have shown rapid growth during the last 26 years. The country has 476 medical colleges, 313 Dental Colleges for BDS & 249 Dental Colleges for MDS. There has been a total admission of 52,646 in 462 Medical Colleges and 27,060 in BDS and 6,233 in MDS during 2017-18 (Table 6.1.1 & 6.1.2)
- India has 3,215 Institutions producing 1,29,926 General Nurse Midwives annually and 777 colleges for Pharmacy (Diploma) with an intake capacity of 46795 as on 31st October, 2017 (Table 6.1.4)
- There are 23,582 hospitals having 7,10,761 beds in the country. 19,810 hospitals are in rural area with 2,79,588 beds and 3,772 hospital are in Urban area with 43,1,173 beds (Table 6.2.2)
- Medical care facilities under AYUSH by management status i.e. dispensaries & hospitals are 27,698 and 3,943 respectively as on 1.4.2017 (Table 6.2.5).
- Health-care is the right of every individual. 60% of population of India is rural population. A majority of 700 million people lives in rural areas and to cater their health needs, there are 1,56,231 Sub Centres, 25,650 Primary Health Centres and 5,624 Community Health Centres in India as on 31st March 2017 (Table 6.2.1).
- Total no. of licensed Blood Banks in the Country as on June, 2017 is 2903. (Table 6.2.6).
- The Central Government Health Scheme (CGHS) was started under the Ministry of Health and Family Welfare in 1954 with the objective of providing comprehensive medical care facilities to Central Government employees, pensioners and their dependents residing in CGHS covered cities. At present, CGHS has health facilities in 37 cities having 287 Allopathic Dispensaries and 85 AYUSH Dispensaries in the Country with 10,82,913 registered cards/ families (Table 6.2.8 and 6.2.9).
- Public insurance companies had a higher share of coverage and premium for all types of health insurance policies, except family floater policies including individual policies. (Table 4.3.5)
- Compared to countries that have either Universal Health Coverage or moving towards it, India's per capita public spending on health is low. (Figure 4.4.3 and Table 4.4.1)

6.1 Education Infrastructure

6.1.1 State/UT wise List of Medical Colleges in India with their Admission capacity in MBBS Course from 1991-92 to 2017-18

S. No.	Year	No. of Medical Colleges	Admission		
			Male	Female	Total
1	1991-92	146	7468	4731	12199
2	1995-96	165	4416	2623	7039
3	1999-00*	147	NR	NR	NR
4	2000-01	189	NR	NR	NR
5	2004-05	229	NR	NR	NR
6	2005-06	242	NR	NR	NR
7	2006-07	262	14449	10609	25058
8	2007-08	266	18208	12082	30290
9	2008-09	289	18486	14329	32815
10	2009-10	300	18224	15860	34084
11	2010-11©	314	14299	14964	29263
12	2011-12 €	356	18783	19427	38210
13	2012-13#	381	21287	22289	43576
14	2013-2014^	381	23004	24622	48567
15	2014-2015™	398	22934	23522	46456
16	2015-16^^	412	24280	24575	48855
17	2016-17 @	462	27455	29293	56748
18	2017-18 **	476	26082	26564	52646

Source: Medical Council of India

Notes:

* Data not received from 89 colleges in 1999- 2000

N R Not Received.

© Out of 314 Medical Colleges, data not received from 58 Medical Colleges.

€ Out of 356 medical colleges, information from 38 medical colleges is not received in 2011-12

Out of 381 medical colleges, information from 39 medical colleges is not received in 2012-13

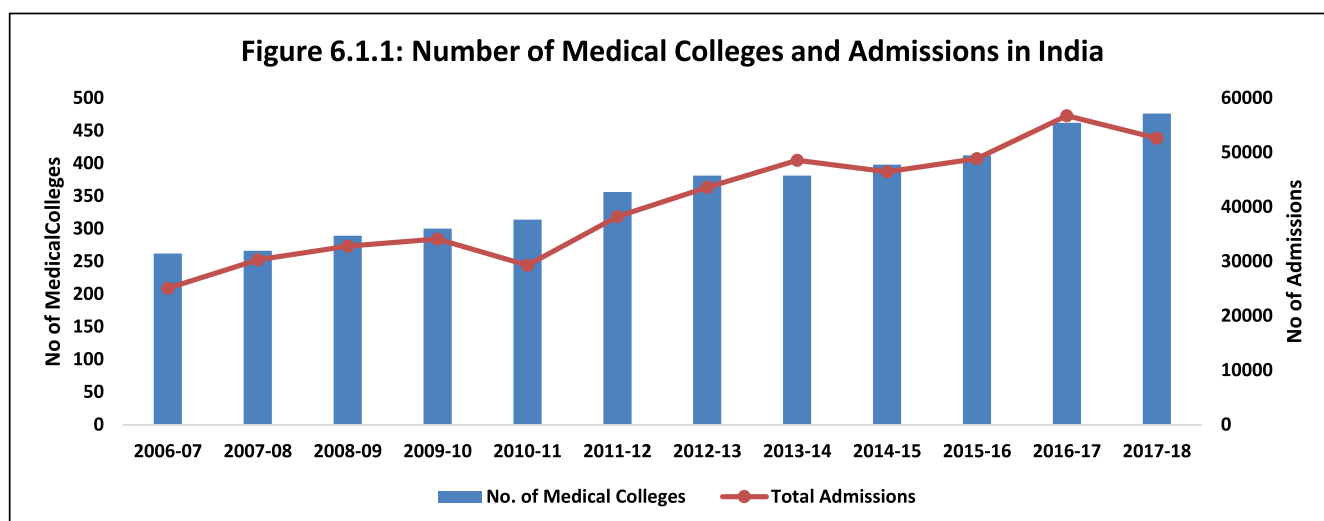
^ 5 Medical colleges have not given the information regarding the number of students admitted.

™ The information through student software entry for the acadfemic year 2014-15 has not been received from approximately 41 medical colleges

^^ Out of 412 medical colleges, information from 49 medical colleges is not received for the year 2015-16

@ Out of 462 medical colleges, information from 45 medical colleges is not received for the year 2016-17

** Out of 476 Medical Colleges, information from 27 colleges is not received for the year 2017-18



Source: Medical Council of India

6.1.1.1 (a) State/UT wise List of Medical Colleges in India with their Admission Capacity, No. of Beds attached in the Hospital

S. No.	State/UT	Name of Medical College	City/Town	Govt/ Private	Admission Capacity	No. of beds in Attached Hospital
1	A & N Islands	Andaman & Nicobar Islands Insitute of Medical Sciences, Port Blair	Port Blair	Govt.	100	460
2	Andhra Pradesh	ACSR Government Medical College Nellore	Nellore	Govt.	150	750
3		Alluri Sitaram Raju Academy of Medical Sciences, Eluru	Eluru	Trust	150	1070
4		Andhra Medical College, Visakhapatnam	Visakhapatnam	Govt.	200	2017
5		Apollo Institute of Medical Sciences and Research, Chittoor	Chittoor	Society	150	NA
6		Dr. P.S.I. Medical College , Chinoutpalli	Chinoutpalli	Trust	150	398
7		Fathima Instt. of Medical Sciences, Kadapa	Kadapa	Trust	100	450
8		Gayathri Vidya Parishad Inst. of Health Care & Med. Tech. Visakhapatnam	Visakhapatnam	Society	150	NA
9		GITAM Institute of Medical Sciences and Research, Visakhapatnam	Visakhapatnam	University	150	NA
10		Government Medical College, Anantapuram	Anantapuram	Govt.	100	500
11		Government Siddhartha Medical College, Vijaywada	Vijaywada	Govt.	150	412
12		Great Eastern Medical School and Hospital, Srikakulam	Srikakulam	Trust	100	350
13		GSL Medical College, Rajahmundry	Rajahmundry	Trust	200	1000
14		Guntur Medical College, Guntur	Guntur	Govt.	200	1277
15		Katuri Medical College, Guntur	Guntur	Trust	150	900
16		Konaseema Institute of Med. Sci. & Research Foundation, Amalapuram	Amalapuram	Trust	150	879
17		Kurnool Medical College, Kurnool	Kurnool	Govt.	200	1050
18		Maharajah Institute of Medical Sciences, Vizianagaram	Vizianagaram	Trust	150	1050
19		Narayana Medical College, Nellore	Nellore	Trust	250	1550
20		Nimra Institute of Medical Sciences, Krishna Dist.	Krishna Dist.	Society	0	NA
21		NRI Institute of Medical Sciences, Visakhapatnam	Visakhapatnam	Trust	150	360
22		NRI Medical College, Guntur	Guntur	Trust	150	1000
23		P E S Institute Of Medical Sciences and Research, Kuppam	Kuppam	Trust	150	750
24		Rajiv Gandhi Institute of Medical Sciences, Kadapa	Kadapa	Govt.	150	750
25		Rajiv Gandhi Institute of Medical Sciences, Srikakulam	Srikakulam	Govt.	100	300
26		Rajiv Gandhi Institute of Medical Sciences, Ongole, AP	Ongole	Govt.	100	300
27		Rangaraya Medical College, Kakinada	Kakinada	Govt.	200	1085
28		RVS Institute of Medical Sciences, Chittoor	Chittoor	Society	0	NA
29		S V Medical College, Tirupati	Tirupati	Govt.	200	862
30		Santhiram Medical College, Nandyal	Nandyal	Trust	100	700
31		SVIM-Sri Padmavathi Medical College for Women, Alipiri Road, Tirupati	Tirupati	Govt.	150	650
32		Viswabharathi Medical College, Kurnool	Kurnool	Society	150	NA
			Andhra Pradesh Total			4450
33	Assam	Assam Medical College, Dibrugarh	Dibrugarh	Govt.	170	1365
34		Fakhruddin Ali Ahmed Medical College, Barpeta, Assam	Barpeta,	Govt-Society	100	500
35		Gauhati Medical College, Guwahati	Guwahati	Govt.	156	1982
36		Jorhat Medical College & Hospital , Jorhat	Jorhat	Govt.	100	400
37		Silchar Medical College, Silchar	Silchar	Govt.	100	906
38		Tezpur Medical College & Hospital, Tezpur	Tezpur	Govt.	100	500
		Assam Total			726	5653
39	Bihar	All India Institute of Medical Sciences Patna, Bihar	Patna	Govt	100	NA
40		Anugrah Narayan Magadh Medical College, Gaya	Gaya	Govt.	100	544
41		Darbhanga Medical College, Lehriasarai	Lehriasarai	Govt.	100	1030
42		Government Medical College, Bettiah	Bettiah	Govt.	100	315
43		Indira Gandhi Institute of Medical Sciences, Sheikhpura Patna	Patna	Govt.	100	500
44		Jawaharlal Nehru Medical College, Bhagalpur	Bhagalpur	Govt.	100	659
45		Katihar Medical College, Katihar	Katihar	Trust	100	580

6.1.1.1 (a) State/UT wise List of Medical Colleges in India with their Admission Capacity, No. of Beds attached in the Hospital

S. No.	State/UT	Name of Medical College	City/Town	Govt/ Private	Admission Capacity	No. of beds in Attached Hospital
46		Mata Gujri Memorial Medical College, Kishanganj	Kishanganj	Trust	100	NA
47		Nalanda Medical College, Patna	Patna	Govt.	100	752
48		Narayan Medical College & Hospital, Sasaram	Sasaram	Trust	100	500
49		Patna Medical College, Patna	Patna	Govt.	150	1675
50		Shri Krishna Medical College, Muzzafarpur	Muzzafarpur	Govt.	100	612
51		Vardhman Institute of Medical Sciences, Pawapuri, Nalanda	Nalanda	Govt.	100	NA
		Bihar Total			1350	7167
52	Chandigarh	Government Medical College, Chandigarh	Chandigarh	Govt.	100	NA
		Chandigarh Total			100	NA
53	Chhattisgarh	All India Institute of Medical Sciences Raipur	Raipur	Govt	100	NA
54		Chandulal Chandrakar Memorial Medical College, Durg	Durg	Private	150	750
55		Chhattisgarh Institute of Medical Sciences, Bilaspur	Bilaspur	Govt.	150	672
56		Govt. Medical College, Ambikapur(Surguja)	Ambikapur	Govt.	0	414
57		Government Medical College, Rajnandgaon	Rajnandgaon	Govt.	100	380
58		Late Shri Baliram Kashyap Memorial NDMC Govt. Medical College, Jagdalpur	Jagdalpur	Govt.	100	470
59		Late Shri Lakhi Ram Agrawal Memorial Govt. Medical College, Raigarh	Raigarh	Govt.	50	650
60		Pt. J N M Medical College, Raipur	Raipur	Govt.	150	1153
61		Raipur Institute of Medical Sciences(RIMS), Raipur.	Raipur	Society	0	300
62		Shri Shankaracharya Institute of Medical Sciences, Bhilai	Bhilai	Society	150	350
		Chhattisgarh Total			950	5139
63	Delhi	All India Institute of Medical Sciences, New Delhi	New Delhi	Govt.	50	2362
64		Army College of Medical Sciences, New Delhi	New Delhi	Trust	100	999
65		Baba Saheb Ambedkar Medical College, Rohini, Delhi	Delhi	Govt.	100	NA
66		Hamdard Institute of Medical Sciences & Research, New Delhi	New Delhi	Society	0	350
67		Lady Hardinge Medical College, New Delhi	New Delhi	Govt.	200	877
68		Maulana Azad Medical College, New Delhi	New Delhi	Govt.	250	1500
69		North Delhi Muncipal Corporation Medical College, Delhi	New Delhi	Govt.	50	980
70		University College of Medical Sciences & GTB Hospital, New Delhi	New Delhi	Govt.	150	872
71		Vardhman Institute of Medical Sciences, Pawapuri, Nalanda	New Delhi	Govt.	150	1531
		Delhi Total			1050	9471
72	Goa	Goa Medical College, Panaji	Panaji	Govt.	150	1152
		Goa Total			150	1152
73	Gujarat	Ahmedabad Municipal Cop. Med. Edu. Trust Med. College, Ahmedabad	Ahmedabad	Govt.	150	300
74		B J Medical College, Ahmedabad	Ahmedabad	Govt.	250	2000
75		CU Shah Medical College, Surendra Nagar	Surendra Nagar	Trust	100	570
76		Dr M.K. Saha Medical College and Research Centre, Ahmedabad	Ahmedabad	Trust	150	NA
77		GCS Medical College, Ahmedabad	Ahmedabad	Trust	150	425
78		GMERS Medical College, Dharpur Patan	Dharpur Patan	Govt-Society	150	300
79		GMERS Medical College, Gandhinagar	Gandhinagar	Govt-Society	150	300
80		GMERS Medical College, Gotri, Vadodara	Vadodara	Govt-Society	150	415
81		GMERS Medical College, Hadiyol, Himmatnagar	Himmatnagar	Govt-Society	150	300
82		GMERS Medical College, Junagadh	Junagadh	Govt-Society	150	450
83		GMERS Medical College, Sola, Ahmedabad	Ahmedabad	Govt-Society	150	415
84		GMERS Medical CollegeVadnagar, Mehsana	Mehsana	Govt-Society	150	NA
85		GMERS Medical College, Valsad	Valsad	Govt-Society	150	300
86		Government Medical College, Bhavnagar	Bhavnagar	Govt.	150	709
87		Government Medical College, Surat	Surat	Govt.	150	1050

6.1.1.1 (a) State/UT wise List of Medical Colleges in India with their Admission Capacity, No. of Beds attached in the Hospital

S. No.	State/UT	Name of Medical College	City/Town	Govt/ Private	Admission Capacity	No. of beds in Attached Hospital
88		Gujarat Adani Institute of Medical Sciences, Bhuj	Bhuj	Trust	150	645
89		Medical College, Baroda	Baroda	Govt.	180	1513
90		MP Shah Medical College, Jamnagar	Jamnagar	Govt.	200	1263
91		Pandit Deendayal Upadhyay Medical College, Rajkot	Rajkot	Govt.	150	850
92		Parul Institute of Medical Sciences & Research, Vadodara	Vadodara	Private	150	550
93		Pramukhswami Medical College, Karmsad	Karmsad	Trust	150	550
94		SBKS Medical Inst. & Research Centre, Vadodra	Vadodra	Trust	150	1120
95		Smt. N.H.L. Municipal Medical College, Ahmedabad	Ahmedabad	Govt.	250	1600
96		Surat Municipal Institute of Medical Education & Research, Surat	Surat	Govt.	150	750
Gujarat Total					3830	16375
97	Haryana	Adesh Medical College and Hospital, Sahabad, Kurushetra	Sahabad	society	150	NA
98		BPS Government Medical College for Women, Sonapat	Sonapat	Govt.	100	500
99		Employees State Insurance Corporation Medical College, Faridabad	Faridabad	Govt.	100	NA
100		Faculty of Medicine and Health Sciences, Gurgaon	Gurgaon	Trust	150	NA
101		Kalpana Chawala Govt. Medical College, Karnal	Karnal	Govt.	100	NA
102		Maharaja Agrasen Medical College, Agroha	Agroha	Trust	100	450
103		Maharishi Markandeshwar Instt. of Med. Sci. & Resh., Mullana, Ambala	Ambala	Trust	150	1063
104		N.C. Medical College & Hospital, Panipath	Panipath	Trust	0	NA
105		Pt. B D Sharma Postgraduate Inst. of Medical Sciences, Rohtak (Haryana)	Rohtak	Govt.	200	1710
106		Shaheed Hasan Khan Mewati Government Medical College, Nalhar	Nalhar	Govt.	100	500
107		World College of Medical Sciences & Research, Jhajjar	Jhajjar	Trust	0	NA
Haryana Total					1000	4223
108	Himachal Pradesh	Dr. Rajendar Prasad Government Medical College, Tanda, H.P	Tanda,	Govt.	100	593
109		Government Medical College, Nahan, Sirmour	Sirmour	Govt.	100	300
110		Indira Gandhi Medical College, Shimla	Shimla	Govt.	100	835
111		Maharishi Markandeshwar Medical College & Hospital, Solan	Solan	Trust	150	300
112		Pt. Jawahar Lal Nehru Govt. Medical college, Chamba	Chamba	Govt.	100	NA
113		Shri Lal Bahadur Shastri Govt. Medical College, Mandi	Mandi	Govt.	100	NA
Himachal Pradesh Total					650	2028
114	Jammu & Kashmir	Acharya Shri Chander College of Medical Sciences, Jammu	Jammu	Trust	100	500
115		Government Medical College, Jammu	Jammu	Govt.	150	2295
116		Government Medical College, Srinagar	Srinagar	Govt.	150	2550
117		Sher-I-Kashmir Instt. Of Medical Sciences, Srinagar	Srinagar	Govt.	100	250
Jammu & Kashmir Total					500	5595
118	Jharkhand	M G M Medical College, Jamshedpur	Jamshedpur	Govt.	100	514
119		Patliputra Medical College, Dhanbad	Dhanbad	Govt.	50	500
120		Rajendra Institute of Medical Sciences, Ranchi	Ranchi	Govt.	150	1500
Jharkhand Total					300	2514
121	Karnataka	A J Institute of Medical Sciences & Research Centre, Mangalore	Mangalore	Trust	150	900
122		Adichunchanagiri Institute of Medical Sciences Bellur	Bellur	Trust	150	750
123		Akash Institute of Medical Sciences & Research Centre, Banglore	Banglore	Trust	150	NA
124		Al-Ameen Medical College, Bijapur	Bijapur	Trust	100	760
125		Bangalore Medical College and Research Institute, Bangalore	Bangalore	Govt.	250	1475
126		Basaveswara Medical College and Hospital, Chitradurga	Chitradurga	Trust	100	628
127		Belagavi Institute of Medical Sciences, Belgaum	Belagavi	Govt.	150	740
128		BGS Global Institute of Medical Sciences, Bangalore	Bangalore	Trust	150	300
129		Bidar Institute of Medical Sciences, Bidar	Bidar	Govt.	150	500
130		Chamrajanagar Institute of Medical Sciences,	Chamrajanagar	Govt.	150	NA

6.1.1.1 (a) State/UT wise List of Medical Colleges in India with their Admission Capacity, No. of Beds attached in the Hospital

S. No.	State/UT	Name of Medical College	City/Town	Govt/ Private	Admission Capacity	No. of beds in Attached Hospital
131		Dr BR Ambedkar Medical College, Bangalore	Bangalore	Trust	100	600
132		East Point College of Medical Sciences & Research Centre, Bangalore	Banglore	Trust	150	NA
133		Employees State Insurance Corporation Medical College, Bangalore	Bangalore	Govt.	100	500
134		Employees State Insurance Corporation Medical College, Gulbarga	Gulbarga	Govt.	100	NA
135		Father Mullers Institue of Medical Education and Research, Mangalore	Mangalore	Trust	150	1250
136		Gadag Inst. of Medical Sciences, Mallasamudra, Mulgund Road, Gadag	Gadag	Govt.	150	NA
137		Government Medical College, Mysore	Mysore	Govt.	150	1940
138		Gulbarga Institute of Medical Sciences, Gulbarga	Gulbarga	Govt.	150	NA
139		Hassan Institute of Medical Sciences, Hassan	Hassan	Govt.	150	500
140		Jawaharlal Nehru Medical College, Belgaum	Belgaum	Trust	200	2200
141		JJM Medical College, Davangere	Davangere	Trust	245	2069
142		JSS Medical College, Mysore	Mysore	Trust	200	1050
143		K S Hegde Medical Academy, Mangalore	Mangalore	Trust	150	1200
144		K V G Medical College, Sullia	Sullia	Trust	100	570
145		Kanachur Institute of Medical Sciences, Manglore	Mangalore	Trust	150	NA
146		Karnataka Institute of Medical Sciences, Hubli	Hubli	Govt.	200	1200
147		Karwar Institute of Medical Sciences, Karwar	Karwar	Govt.	150	NA
148		Kasturba Medical College, Mangalore	Mangalore	Trust	250	1280
149		Kasturba Medical College, Manipal	Manipal	Trust	250	2032
150		Kempegowda Institute of Medical Sciences, Bangalore	Bangalore	Trust	120	1100
151		Khaja Banda Nawaz Institute of Medical Sciences, Gulbarga	Gulbarga	Trust	100	540
152		Kodagu Institute of Medical Sciences, Kodagu	Kodagu	Govt.	150	NA
153		Koppal Institute of Medical Sciences, Koppal	Koppal	Govt.	150	NA
154		M S Ramaiah Medical College, Bangalore	Bangalore	Trust	150	1331
155		Mahadevappa Rampure Medical College, Gulbarga	Gulbarga	Trust	150	1073
156		Mandya Institute of Medical Sciences, Mandya	Mandya	Govt.	150	580
157		MVJ Medical College and Research Hospital, Bangalore	Bangalore	Trust	150	900
158		Navodaya Medical College, Raichur	Raichur	Trust	150	860
159		Raichur Institute of Medical Sciences,Raichur	Raichur	Govt.	150	550
160		Rajarajeswari Medical College & Hospital, Bangalore	Bangalore	Trust	250	1110
161		S S Institute of Medical Sciences& Research Centre, Davangere	Davangere	Trust	150	930
162		S. Nijalingappa Med. College & HSK Hospital & Research Centre, Bagalkot	Bagalkot	Trust	150	820
163		Sambhram Institute of Medical Sciences & Research, Kolar	Kolar	Trust	0	NA
164		Sapthagiri Institute of Medical Sciences & Research Centre, Bangalore	Bangalore	Trust	150	640
165		SDM Medical Siences & HospitalCollege , Sattur, Dharwad	Dharwad	Trust	100	700
166		Shimoga Institute of Medical Sciences,Shimoga	Shimoga	Govt.	150	650
167		Shri B M Patil Medical College, Hospital & Research Centre, Bijapur	Bijapur	Trust	150	797
168		Shridevi Institute of Medical Sciences & Research Hospital, Tumkur	Tumkur	Trust	150	300
169		Sri Devaraj URS Medical College, Kolar	Kolar	Trust	150	1139
170		Sri Siddhartha Medical College, Tumkur	Tumkur	Trust	130	1100
171		Srinivas Institute of Medical Research Centre, Srinivasnagar	Srinivasnagar	Trust	150	501
172		St. Johns Medical College, Bangalore	Bangalore	Trust	150	1200
173		Subbaiah Institute of Medical Sciences, Shimoga, Karnataka	Shimoga,	Trust	150	345
174		The Oxford Medical College, Hospital & Research Centre, Bangalore	Bangalore	Society	150	NA
175		Vijaynagar Institute of Medical Sciences, Bellary	Bellary	Govt.	150	1017
176		Vydehi Institute Of Medical Sciences & Research Centre, Bangalore	Bangalore	Trust	250	1100
177		Yenepoya Medical College, Mangalore	Mangalore	Trust	150	929
Karnataka Total					8695	42656

6.1.1.1 (a) State/UT wise List of Medical Colleges in India with their Admission Capacity, No. of Beds attached in the Hospital

S. No.	State/UT	Name of Medical College	City/Town	Govt/ Private	Admission Capacity	No. of beds in Attached Hospital
178	Kerala	Academy of Medical Sciences,Pariyaram, Kannur	Kannur	Trust	100	1200
179		Al-Azhar Medical College and Super Speciality Hospital, Thodupuzha	Thodupuzha	Trust	0	380
180		Amala Institute of Medical Sciences, Thrissur	Thrissur	Trust	100	570
181		Amrita School of Medicine, Elamkara, Kochi	Kochi	Trust	100	1250
182		Azeezia Instt of Medical Science,Meeyannoor,Kollam	Kollam	Trust	100	500
183		Belivers Church Medical College Hospital, Thiruvalla	Thiruvalla	Trust	100	NA
184		DM Wayanad Institute of Medical Sciences, Wayanad, Kerala	Wayanad	Trust	0	NA
185		Dr. Somervel Memorial CSI Hospital & Medical College, Karakonam, Thiruvananthapuram	Thiruvananthapuram	Trust	150	550
186		Government Medical College, Ernakulam	Ernakulam	Govt	100	NA
187		Government Medical College, Kottayam	Kottayam	Govt.	150	910
188		Government Medical College, Kozhikode, Calicut	Calicut	Govt.	250	3080
189		Government Medical College, Manjeri, Malapuram Dist.	Malapuram	Govt.	100	501
190		Government Medical College, Painav, Idukki	Idukki	Govt.	0	300
191		Government Medical College, Parippally, Kollam	Kollam	Govt.	100	NA
192		Government Medical College, Thrissur	Thrissur	Govt.	150	2350
193		Govt Medical College, Yakkara, Palakkad	Palakkad	Govt.	100	750
194		Jubilee Mission Medical College & Research Institute, Thrissur	Thrissur	Trust	100	1620
195		Kannur Medical College, Kannur	Kannur	Trust	100	750
196		Karuna Medical College, Palakkad	Palakkad	Trust	100	500
197		Kerala Medical College, Mangode, Palakkad	Palakkad	Trust	0	NA
198		KMCT Medical College,Kozhikode, Calicut	Calicut	Trust	150	500
199		M E S Medical College , Perintalmanna Malappuram Distt.Kerala	Malappuram	Trust	100	630
200		Malabar Medical College, Kozhikode,Calicut	Calicut	Trust	150	415
201		Malankara Orthodox Syrian Church Medical College, Kolenchery	Kolenchery	Trust	100	1200
202		Medical College, Thiruvananthapuram	Thiruvananthapuram	Govt.	200	NA
203		Mount Zion Medical College, Chayalode, Ezhamkulam Adoor, Pathanamthitta	Pathanamthitta	Society	0	NA
204		P K Das Institute of Medical Sciences, Palakkad, Kerala	Palakkad,	Trust	150	NA
205		Pushpagiri Institute Of Medical Sciences and Research Centre, Tiruvalla	Tiruvalla	Trust	100	1200
206		S.R. Medical College & Research Centre, Akathumjuri, Vennicode, Varkala, Thiruvananthapuram	Thiruvananthapuram	Trust	0	NA
207		Sree Narayana Instt. of Medical Sciences, Chalakka,Ernakulam	Ernakulam	Trust	100	500
208		Sree Uthradom Thiurnal Academy of Medical Sciences,Trivandrum	Trivandrum	Trust	100	500
209		Sri Gokulam Medical College Trust & Research Foundation, Trivandrum	Trivandrum	Trust	150	600
210		T D Medical College, Alleppey (Allappuzha)	Alleppey	Govt.	150	1051
211		Travancore Medical College, Kollam	Kollam	Trust	100	500
		Kerala Total			3450	22307
212	Madhya Pradesh	Advance Institute of Medical Sciences and Research Centre, Bhopal	Bhopal	Society	0	NA
213		All India Institute of Medical Sciences, Bhopal	Bhopal	Govt.	100	NA
214		Amaltas Institute of Medical Sciences, Dewas	Dewas	Society	150	300
215		Bundelkhand Medical College, Sagar	Sagar	Govt.	100	650
216		Chirayu Medical College and Hospital, Bairagarh,Bhopal	Bhopal	Trust	150	1000
217		Gajra Raja Medical College, Gwalior	Gwalior	Govt.	150	1100
218		Gandhi Medical College, Bhopal	Bhopal	Govt.	150	1200
219		Index Medical College Hospital & Research Centre,Indore	Indore	Trust	150	1100
220		L.N. Medical College and Research Centre,Bhopal	Bhopal	Trust	150	750
221		M G M Medical College, Indore	Indore	Govt.	150	1500

6.1.1.1 (a) State/UT wise List of Medical Colleges in India with their Admission Capacity, No. of Beds attached in the Hospital

S. No.	State/UT	Name of Medical College	City/Town	Govt/ Private	Admission Capacity	No. of beds in Attached Hospital
222		Modern Institute of Medical Sciences, Kanadia, Indore	Indore	Society	0	300
223		Netaji Subhash Chandra Bose Medical College, Jabalpur	Jabalpur	Govt.	150	819
224		Peoples College of Medical Sciences & Research Centre, Bhanpur, Bhopal	Bhopal	Trust	150	650
225		RKDF Medical College Hospital & Research Centre, Jatkhedhi, Bhopal	Bhopal	Society	150	320
226		Ruxmaniben Deepchand Gardi Medical College, Ujjain	Ujjain	Trust	150	585
227		Sakshi Medical College & Research Centre, Guna	Guna	Society	0	300
228		Shyam Shah Medical College, Rewa	Rewa	Govt.	100	1150
229		Sri Aurobindo Medical College and Post Graduate Institute , Indore	Indore	Trust	150	1140
230		Sukh Sagar Medical College and Hospital, Jabalpur	Jabalpur	Trust	0	300
		Madhya Pradesh Total			2100	13164
231	Maharashtra	ACPM Medical College, Dhule	Dhule	Trust	0	NA
232		Armed Forces Medical College, Pune	Pune	Govt.	140	NA
233		Ashwini Rural Medical College, Hospital & Research Centre, Solapur	Solapur	Trust	100	NA
234		B. J. Govt. Medical College, Pune	Pune	Govt.	200	NA
235		B.K.L Walawalkar Rural Medical College, Ratnagiri	Ratnagiri	Trust	100	NA
236		Bharati Vidyapeeth Deemed University Medical College & Hospital, Sangli	Sangli	Trust	150	NA
237		Bharati Vidyapeeth University Medical College, Pune	Pune	Trust	150	NA
238		Dr Vaishampayan Memorial Medical College, Solapur	Solapur	Govt.	150	NA
239		Dr. D. Y. Patil Med. college, Hospital and Research Centre, Pimpri, Pune	Pune	Trust	250	NA
240		Dr. D Y Patil Medical College, Kolhapur	Kolhapur	Trust	150	NA
241		Dr. Panjabrao Alias Bhausaheb Deshmukh Memorial Med. College, Amravati	Amravati	Trust	100	NA
242		Dr. Shankarrao Chavan Govt. Medical College, Nanded	Nanded	Govt.	100	NA
243		Dr. Ulhas Patil Medical College & Hospital, Jalgaon	Jalgaon	Trust	100	NA
244		Dr.Vasantrao Pawar Med. Col. Hosp. & Research Centre, Nasik (Prev. NDMVP Samaj Medical College)	Nasik	Trust	120	NA
245		Government Medical College , Latur	Latur	Govt.	150	NA
246		Government Medical College, Akola	Akola	Govt.	150	NA
247		Government Medical College, Aurangabad	Aurangabad	Govt.	150	NA
248		Government Medical College, Chandrapur	Chandrapur	Govt.	100	NA
249		Government Medical College, Gondia	Gondia	Govt.	100	NA
250		Government Medical College, Miraj	Miraj	Govt.	150	NA
251		Government Medical College, Nagpur	Nagpur	Govt.	200	NA
252		Grant Medical College, Mumbai	Mumbai	Govt.	200	NA
253		H.B.T. Medical College and Dr. R.N. Cooper Municipal General Hospital, Juhu, Mumbai	Mumbai	Govt.	150	NA
254		Indian Institute of Medical Science & Research, Jalna	Jalna	Trust	100	NA
255		Indira Gandhi Medical College & Hospital, Nagpur	Nagpur	Govt.	150	NA
256		Jawaharlal Nehru Medical College, Sawangi (Meghe), Wardha	Wardha	Trust	200	NA
257		KJ Somaiyya Medical College & Research Centre, Mumbai	Mumbai	Trust	50	NA
258		Krishna Institute of Medical Sciences, Karad	Karad	Trust	200	NA
259		Lokmanya Tilak Municipal Medical College, Sion, Mumbai	Mumbai	Govt.	150	NA
260		Maharashtra Institute of Medical Sciences & Research, Latur	Latur	Trust	150	NA
261		Maharashtra Institute of Medical Education & Research, Talegaon, Pune	Pune	Trust	100	NA
262		Mahatma Gandhi Institute of Medical Sciences, Sevagram, Wardha	Wardha	Trust	100	NA
263		Mahatma Gandhi Missions Medical College, Aurangabad	Aurangabad	Trust	150	NA
264		Mahatma Gandhi Missions Medical College, Navi Mumbai	Mumbai	Trust	150	NA
265		N. K. P. Salve Instt. of Medical Sciences and Research Centre and Lata Mangeshkar Hospital, Nagpur	Nagpur	Trust	150	NA

6.1.1.1 (a) State/UT wise List of Medical Colleges in India with their Admission Capacity, No. of Beds attached in the Hospital

S. No.	State/UT	Name of Medical College	City/Town	Govt/ Private	Admission Capacity	No. of beds in Attached Hospital
266		Padmashree Dr. D.Y.Patil Medical College, Navi Mumbai	Navi Mumbai	Trust	250	NA
267		Padmashree Dr. Vithalrao Vikhe Patil Foundations Med. College, Ahmednagar	Ahmednagar	Trust	150	NA
268		Prakash Institute of Medicval Sciences & Research, Sangli Road, Uran Islampur, Maharashtra	Uran Islampur	Trust	150	Na
269		Rajashree Chatrapati Shahu Maharaj Government Medical College, Kolhapur	Kolhapur	Govt.	150	NA
270		Rajiv Gandhi Medical College and Chhatrapati Shivaji Maharaj Hospital, Thane	Thane	Govt.	60	NA
271		Rural Medical College, Loni	Loni	Trust	200	NA
272		Seth GS Medical College, Mumbai	Mumbai	Govt.	180	NA
273		Shri Vasant Rao Naik Govt. Medical College, Yavatmal	Yavatmal	Govt.	150	NA
274		SMBT Institute of Medical Sciences & Research Centre, Nandihills, Nashik	Nashik	Trust	150	NA
275		Smt. Kashibai Navale Medical College and General Hospital, Pune	Pune	Trust	150	NA
276		Sri Bhausaheb Hire Government Medical College, Dhule	Dhule	Govt.	100	NA
277		SRTR Medical College, Ambajogai	Ambajogai	Govt.	100	NA
278		Terna Medical College, Navi Mumbai	Mumbai	Trust	100	NA
279		Topiwala National Medical College, Mumbai	Mumbai	Govt.	120	NA
280		Medical Sciences, Palghar	Palghar	Private	150	NA
Maharashtra Total					6970	NA
281	Manipur	Jawaharlal Nehru Institute of Medical Sciences, Porompet, Imphal	Imphal	Govt.	100	NA
282		Regional Institute of Medical Sciences, Imphal	Imphal	Govt.	100	NA
Manipur Total					200	NA
283	Meghalaya	North Eastern Indira Gandhi Regional Instt. of Health and Medical Sciences, Shillong	Shillong	Govt.	50	NA
Meghalaya Total					50	NA
284	Odisha	All India Institute of Medical Sciences, Bhubaneswar	Bhubaneswar	Govt	100	NA
285		Hi-Tech Medical College & Hospital, Bhubaneswar	Bhubaneswar	Trust	100	550
286		Hi-Tech Medical College & Hospital, Rourkela	Rourkela	Trust	0	450
287		Instt. Of Medical Sciences & SUM Hospital, Bhubaneswar	Bhubaneswar	Trust	150	830
288		Kalinga Institute of Medical Sciences, Bhubaneswar	Bhubaneswar	Trust	150	1000
289		MKCG Medical College, Berhampur	Berhampur	Govt.	250	1062
290		Pt. Raghunath Murmu Medical College and Hospital, Baripada	Baripada	Govt	100	NA
291		Saheed Laxman Nayak Medical College & Hospital, Koraput	Koraput	Govt	100	NA
292		SCB Medical College, Cuttack	Cuttack	Govt.	250	2066
293		Veer Surendra Sai Institute of Medical Sciences and Research, Burla	Burla	Govt.	150	964
Odisha Total					1350	6922
294	Puducherry	Aarupadai Veedu Medical College, Pondicherry	Pondicherry	Trust	100	540
295		Indira Gandhi Medical College & Research Institute, Puducherry	Puducherry	Govt.	150	700
296		Jawaharlal Institute of Postgraduate Medical Education & Research, Puducherry	Puducherry	Govt.	200	1690
297		Mahatma Gandhi Medical College & Research Institute, Pondicherry	Puducherry	Trust	250	950
298		Pondicherry Institute of Medical Sciences & Research, Pondicherry	Puducherry	Trust	150	640
299		Sri Lakshmi Narayana Institute of Medical Sciences, Pondicherry	Puducherry	Trust	150	750
300		Sri Manakula Vinayagar Medical College & Hospital, Pondicherry	Puducherry	Trust	150	800
301		Sri Venkateswaraa Medical College, Hospital & Research Centre, Pondicherry	Puducherry	Trust	150	830
302		Vinayaka Missions Medical College, Pondicherry	Puducherry	Trust	100	730
Puducherry Total					1400	7630

6.1.1.1 (a) State/UT wise List of Medical Colleges in India with their Admission Capacity, No. of Beds attached in the Hospital

S. No.	State/UT	Name of Medical College	City/Town	Govt/ Private	Admission Capacity	No. of beds in Attached Hospital
303	Punjab	Adesh Institute of Medical Sciences & Research, Bhatinda	Bhatinda	Trust	150	700
304		Christian Medical College, Ludhiana	Ludhiana	Trust	75	650
305		Dayanand Medical College & Hospital, Ludhiana	Ludhiana	Trust	100	1048
306		Government Medical College, Amritsar	Amritsar	Govt.	200	1091
307		Government Medical College, Patiala	Patiala	Govt.	200	1106
308		Guru Govind Singh Medical College, Faridkot	Faridkot	Govt.	100	500
309		Punjab Institute of Medical Sciences, Jalandhar	Jalandhar	Trust	150	500
310		Sri Guru Ram Das Institute of Medical Sciences and Research, Sri Amritsar	Amritsar	Trust	150	875
		Punjab Total			1125	6470
311	Rajasthan	All India Institute of Medical Sciences, Jodhpur	Jodhpur	Govt.	100	NA
312		American International Institute of Medical Sciences, Bedwas	Bedwas	Private	0	NA
313		Ananta Institute of Medical Sciences & Research Centre, Rajsamand	Rajsamand	Society	0	NA
314		Dr SN Medical College, Jodhpur	Jodhpur	Govt.	250	2831
315		Geetanjali Medical College & Hospital, Udaipur	Udaipur	Trust	150	NA
316		Government Medical College, Kota	Kota	Govt.	150	1172
317		Jaipu National University Institute of Medical Sciences and Research Centre, Jajatpur, Jaipur.	Jaipur	University	150	NA
318		Jawaharlal Nehru Medical College, Ajmer	Ajmer	Govt.	150	1328
319		Jhalawar Medical College, Jhalawar	Jhalawar	Govt.	150	580
320		Mahatma Gandhi Medical College and Hospital, Jaipur	Jaipur	Trust	150	NA
321		National Institute of Medical Science & Research, Jaipur	Jaipur	Trust	100	NA
322		Pacific Medical College & Hospital, Bhilo Ka Bedla, Udaipur	Udaipur	Trust	150	NA
323		Pacific Institute of Medical Sciences, Umarda, Udaipur.	Udaipur	Society	150	NA
324		R N T Medical College, Udaipur	Udaipur	Govt.	150	2006
325		RUHS College of Medical Sciences, Jaipur	Jaipur	Govt.	100	322
326		Sardar Patel Medical College, Bikaner	Bikaner	Govt.	250	2088
327		SMS Medical College, Jaipur	Jaipur	Govt.	250	4734
		Rajasthan Total			2400	15061
328	Sikkim	Sikkim Manipal Institute of Medical Sciences, Gangtok	Gangtok	Trust	50	650
		Sikkim Total			50	650
329	Tamil Nadu	ACS Medical College and Hospital, Chennai	Chennai	Trust	150	700
330		Annai Medical College & Hospital, Pennalur, Kanchipuram,	Kanchipuram	Trust	0	NA
331		Annapoorna Medical College & Hospital, Salem	Salem	Trust	150	503
332		Chengalpattu Medical College, Chengalpattu	Chengalpattu	Govt.	100	630
333		Chennai Medical College Hospital and research centre, Irungalur, Trichy	Trichy	Trust	150	750
334		Chettinad Hospital & Research Institute, Kanchipuram	Kanchipuram	Trust	150	1000
335		Christian Medical College, Vellore	Vellore	Trust	100	2695
336		Coimbatore Medical College, Coimbatore	Coimbatore	Govt.	150	1020
337		Dhanalakshmi Srinivasan Medical College and Hospital, Perambalur	Perambalur	Trust	150	500
338		ESI- PGIMSR, ESI Hospital, K.K. Nagar, Chennai	Chennai	Govt.	100	330
339		Government Dharmapuri Medical College, Dharmapuri	Dharmapuri	Govt.	100	500
340		Government Medical College & ESIC Hospital, Coimbatore	Coimbatore	Govt.	100	NA
341		Government Sivganga Medical College, Sivaganga	Sivaganga	Govt.	100	500
342		Government Medical College, Omandurar	Omandurar	Govt.	100	NA
343		Govt. Medical College, Pudukottai	Pudukottai	Govt.	150	NA
344		Government Thiruvannamalai Medical College, Thiruvannamalai	Thiruvannamalai	Govt.	100	750
345		Government Vellore Medical College, Vellore	Vellore	Govt.	100	750
346		Government Villupuram Medical College, Villupuram	Villupuram	Govt.	100	500

6.1.1.1 (a) State/UT wise List of Medical Colleges in India with their Admission Capacity, No. of Beds attached in the Hospital

S. No.	State/UT	Name of Medical College	City/Town	Govt/ Private	Admission Capacity	No. of beds in Attached Hospital
347		IRT Perundurai Medical College, Perndurai	Perundurai	Govt.	100	NA
348		K A P Viswanathan Government Medical College, Trichy	Trichy	Govt.	150	621
349		KanyaKumari Government Medical College, Asaripallam	Asaripallam	Govt.	100	600
350		Karpaga Vinayaga Institute of Medical Sciences, Maduranthagam	Maduranthagam	Trust	100	600
351		Karpagam Faculty of Medical Sciences & Research, Coimbatore	Coimbatore	Trust	150	300
352		Kilpauk Medical College, Chennai	Chennai	Govt.	150	1073
353		Madha Medical College and Hospital, Thandalam, Chennai	Chennai	Trust	0	415
354		Madras Medical College, Chennai	Chennai	Govt.	250	2772
355		Madurai Medical College, Madurai	Madurai	Govt.	150	2518
356		Meenakshi Medical College and Research Institute, Enathur	Enathur	Trust	150	840
357		Melmaruvathur Adiparasakthi Instt. Medical Sciences and Research	Melmaruvathur	Trust	150	700
358		Mohan Kumaramangalam Medical College, Salem	Salem	Govt.	100	1272
359		Ponnaiyah Ramajayam Institute of Medical Sciences, Manamai, nellur	Nellur	Trust	0	NA
360		PSG Institute of Medical Sciences, Coimbatore	Coimbatore	Trust	150	1410
361		Rajah Muthiah Medical College, Annamalainagar	Annamalainagar	Trust	150	700
362		Saveetha Medical College and Hospital, Kanchipuram	Kanchipuram	Trust	150	700
363		Shri Satya Sai Medical College and Research Institute, Kancheepuram	Kanchipuram	Trust	150	700
364		Sree Balaji Medical College and Hospital, Chennai	Chennai	Trust	250	1170
365		Sree Mookambika Institute of Medical Sciences, Kanyakumari	Kanyakumari	Trust	100	560
366		Sri Muthukumaran Medical College, Chennai	Chennai	Trust	150	530
367		Sri Ramachandra Medical College & Research Institute, Chennai	Chennai	Trust	250	1972
368		SRM Medical College Hospital & Research Centre, Kancheepuram	Kancheepuram	Trust	150	1080
369		Stanley Medical College, Chennai	Chennai	Govt.	250	1950
370		Tagore Medical College and Hospital, Chennai	Chennai	Trust	150	530
371		Thanjavur Medical College, Thanjavur	Thanjavur	Govt.	150	678
372		Theni Government Medical College, Theni	Theni	Govt.	100	600
373		Thiruvarur Govt. Medical College, Thiruvarur	Thiruvarur	Govt.	100	500
374		Thoothukudi Medical College, Thoothukudi	Thoothukudi	Govt.	150	1112
375		Tirunelveli Medical College, Tirunelveli	Tirunelveli	Govt.	150	1410
376		Velammal Medical College Hospital and Research Institute, Madurai	Madurai	Trust	150	300
377		Vinayaka Missions Kirupananda Variyar Medical College, Salem	Salem	Trust	100	NA
		Tamil Nadu Total			6400	38741
378	Telangana	Apollo Institute of Medical Sciences and Research, Hyderabad	Hyderabad	Trust	100	300
379		Bhaskar Medical College, Yenkapally	Yenkapally	Trust	150	790
380		Chalmeda Anand Rao Institute Of Medical Sciences, Karimnagar	Karimnagar	Trust	150	840
381		Deccan College of Medical Sciences, Hyderabad	Hyderabad	Trust	150	515
382		Dr. VRK Womens Medical College, Aziznagar	Aziznagar	Trust	100	NA
383		Employee's State Insurance coporation Medical College, Sanath Nagar, Hyderabad.	Hyderabad	Govt.	100	NA
384		Gandhi Medical College, Secunderabad	Secunderabad	Govt.	200	1560
385		Government Medical College, Mahabubnagar	Mahabubnagar	Govt.	150	NA
386		Government Medical College, Nizamabad	Nizamabad	Govt.	100	500
387		Kakatiya Medical College, Wrangal	Wrangal	Govt.	200	1010
388		Kamineni Academy of Medical Sciences & Research Center, Hyderabad	Hyderabad	Private	150	1060
389		Kamineni Institute of Medical Sciences, Narketpally	Narketpally	Trust	200	1060
390		Mahavir Institute of Medical Sciences, Vikarabad	Vikarabad	Trust	0	NA
391		Maheshwara Medical College, Chitkul, Patancheru, Medak	Medak	Society	150	NA
392		Malla Reddy Institute of Medical Sciences, Hyderabad	Hyderabad	Society	150	570

6.1.1.1 (a) State/UT wise List of Medical Colleges in India with their Admission Capacity, No. of Beds attached in the Hospital

S. No.	State/UT	Name of Medical College	City/Town	Govt/ Private	Admission Capacity	No. of beds in Attached Hospital
393		Mallareddy Medical College for Womens, Hyderabad	Hyderabad	Society	0	150
394		Mamta Medical College, Khammam	Khammam	Trust	150	NA
395		Mediciti Institute Of Medical Sciences, Ghanpur	Ghanpur	Trust	100	570
396		MNR Medical College & Hospital, Sangareddy	Sangareddy	Trust	100	570
397		Osmania Medical College, Hyderabad	Hyderabad	Govt.	250	1168
398		Prathima Institute Of Medical Sciences, Karimnagar	Karimnagar	Trust	200	780
399		R.V.M. Institute of Medical Sciences and Research Centre, Medak	Medak	Trust	0	NA
400		Rajiv Gandhi Institute of Medical Sciences, Adilabad	Adilabad	Govt.	100	750
401		S V S Medical College, Mehboobnagar	Mehboobnagar	Trust	100	750
402		Shadan Institute of Medical Sciences,Research Centre and Teaching Hospital, Peerancheru	Peerancheru	Society	150	750
Telangana Total					3200	13693
403	Tripura	Agartala Government Medical College,Agartala	Agartala	Govt.	100	695
404		Tripura Medical College and Dr. B R A M Teaching Hospital, Agartala	Agartala	Trust	100	500
Tripura Total					200	1195
405	Uttar Pradesh	BRD Medical College, Gorakhpur	Gorakhpur	Govt.	100	900
406		Career Instt. Of Medical Sciences & Hospital, Lucknow	Lucknow	Trust	100	400
407		Dr. Ram Manohar Lohia Institute of Medical Sciences, Lucknow	Lucknow	Govt	150	NA
408		Era Lucknow Medical College , Lucknow	Lucknow	Trust	150	700
409		F.H. Medical College & Hospital, Firozabad	Firozabad	Trust	150	350
410		G.C.R.G. Institute of Medical Sciences, Lucknow	Lucknow	Trust	0	300
411		G.S. Medical College, & Hospital, Hapur	Hapur	Trust	150	NA
412		Glocal Medical College, Super Specility Hospital & Research Centre, Saharanpur.	Saharanpur	Trust	0	300
413		Government Allopathic Medical College, Banda, UP	Banda	Govt.	100	NA
414		Government Medical College & Super facility Hospital, Azamgarh	Azamgarh	Govt.	100	140
415		Government Medical College, Kannauj	Kannauj	Govt.	100	300
416		GSVM Medial College, Kanpur	Kanpur	Govt.	190	1825
417		Heritage Institute of Medical Sciences, Varanasi	Varanasi	Private	150	300
418		Hind Institute of Medical Sciences , Barabanki	Barabanki	Trust	100	350
419		Hind Institute of Medical Sciences, Sitapur.	Sitapur	Trust	0	300
420		Institute of Medical Sciences, BHU, Varanasi	Varanasi	Govt.	84	1200
421		Integral Institute of Medical Sciences & Research, Lucknow	Lucknow	Private	100	350
422		Jawaharlal Nehru Medical College, Aligarh	Aligarh	Govt.	150	1250
423		K.D.Medical college & Research Centre, Mathura	Mathura	Society	150	300
424		King George Medical University, Lucknow	Lucknow	Govt	250	1250
425		Krishna Mohan Medical College & Hospital, Mathura.	Mathura	Society	0	300
426		LLRM Medical College, Merrut	Merrut	Govt.	150	1040
427		Mahamaya Rajkiya Allopathic Medical College, Ambedkarnagar	Ambedkarnagar	Govt.	100	450
428		Maharani Laxmi Bai Medical College, Jhansi	Jhansi	Govt.	100	700
429		Major S D Singh Medical College and Hospital, Fathehgarh, Farrukhabad	Farrukhabad	Trust	0	350
430		Manyavar Kanshi Ram Ji Government Allopathic Medical College	Kanpur	Govt.	100	300
431		Mayo Institute of Medical Sciences, Barabanki	Barabanki	Trust	150	300
432		Moti Lal Nehru Medical College, Allahabad	Allahabad	Govt.	150	850
433		Muzaffarnagar Medical College, Muzaffarnagar	Muzaffarnagar	Trust	150	500
434		Prasad Institute of Medical Sciences, Lucknow	Lucknow	Trust	0	350
435		Rajshree Medical Research Institute, Bareilly	Bareilly	Trust	150	300
436		Rama Medical College and Hospital , Kanpur	Kanpur	Trust	100	693

6.1.1.1 (a) State/UT wise List of Medical Colleges in India with their Admission Capacity, No. of Beds attached in the Hospital

S. No.	State/UT	Name of Medical College	City/Town	Govt/ Private	Admission Capacity	No. of beds in Attached Hospital
437		Rama Medical College Hospital and Research Centre, Hapur	Hapur	Trust	150	600
438		Rohilkhand Medical College & Hospital, Bareilly	Bareilly	Trust	150	600
439		S N Medical College, Agra	Agra	Govt.	150	1047
440		Santosh Medical College, Ghaziabad	Ghaziabad	Trust	100	700
441		Saraswati Institute of Medical Sciences, Hapur	Hapur	Trust	100	500
442		Saraswati Institute of Medical Sciences, Unnao	Unnao	Trust	150	320
443		School of Medical Sciences & Research, Greater Noida	Greater Noida	Trust	150	500
444		Shaikh-UL-Hind Maulana Mahmood Hasan Medical College, Saharanpur	Saharanpur	Govt	100	500
445		Shri Ram Murti Smarak Institute of Medical Sciences, Bareilly	Bareilly	Trust	100	650
446		Subharti Medical College, Meerut	Meerut	Trust	100	800
447		T.S Mishra Medical College & Hospital, Amusi, Lucknow	Lucknow	Private	150	300
448		Teerthanker Mahaveer Medical College, Moradabad	Moradabad	Trust	150	550
449		U.P. Rural Institute of Medical Sciences & Research, Etawah	Etawah	Govt.	150	750
450		Varun Arjun Medical College, Banthra, Sahajahanpur	Sahajahanpur	Trust	0	300
451		Venkateshwara Institute of Medical Sciences, Gajraula	Gajraula	Trust	0	300
Uttar Pradesh Total					5124	25065
452	Uttarakhand	All India Institute of Medical Sciences, Rishikesh	Rishikesh	Govt	100	NA
453		Doon Medical College, Dehradun	Dehradun	Govt	150	300
454		Government Medical College (Prev.Uttarakhand Forest Hospital Trust Med.Col.), Haldwani	Haldwani	Govt.	100	600
455		Himalayan Institute of Medical Sciences, Dehradun	Dehradun	Trust	150	750
456		Shri Guru Ram Rai Institute of Medical & Health Sciences, Dehradun	Dehradun	Society	150	1000
457		Sridev Suman Subharti Medical College, Dehradun	Dehradun	Trust	150	350
458		Veer Chandra Singh Garhwali Govt. Medical Sc. & Research Instt, Srinagar, Pauri Garhwal	Srinagar,	Govt.	100	300
Uttarakhand Total					900	3300
459	West Bengal	Bankura Sammilani Medical College, Bankura	Bankura	Govt.	150	1217
460		Burdwan Medical College, Burdwan	Burdwan	Govt.	150	1105
461		Calcutta National Medical College, Kolkata	Kolkata	Govt.	200	1470
462		College of Medicine and JNM Hospital, Kalyani, Nadia	Nadia	Govt.	100	NA
463		College of Medicine and Sagore Dutta Hospital, Kolkata	Kolkata	Govt.	100	900
464		Employees State Insurance Corporation Medical College, Joka, Kolkata	Kolkata	Govt.	100	550
465		Gauri Devi Institute of Medical Sciences and Hospital, Durgapur	Durgapur	Govt	0	NA
466		ICARE Institute of Med. Sciences & Research, Haldia, Purba Midanpore	Haldia	Trust	0	NA
467		Institute of Postgraduate Medical Education & Research, Kolkata	Kolkata	Govt.	150	1775
468		IQ-City Medical College, Burdwan	Burdwan	Trust	0	322
469		KPC Medical College, Jadavpur, Kolkata	Kolkata	Trust	150	750
470		Malda Medical College & Hospital, Malda	Malda	Govt.	100	750
471		Medical College, Kolkata	Kolkata	Govt.	250	2010
472		Midnapore Medical College, Midnapore	Midnapore	Govt.	150	740
473		Murshidabad Medical College & Hospitals, Murshidabad	Murshidabad	Govt.	100	820
474		Nilratan Sircar Medical College, Kolkata	Kolkata	Govt.	250	1890
475		North Bengal Medical College, Darjeeling	Siliguri	Govt.	150	599
476		RG Kar Medical College, Kolkata	Kolkata	Govt.	200	1210
West Bengal Total					2300	16108

Source: Medical Council of India

Notes: NA - Not Available

6.1.1.1(b) List of colleges not permitted for the year 2017-18 (renewal)

S. No.	State	Name of the College	Constitution
1	Andhra Pradesh	Nimra Institute of Medical Sciences, Krishna Dist.	Society
2	Andhra Pradesh	RVS Institute of Medical Sciences, Chittoor	Society
3	Chhattisgarh	Govt. Medical College, Ambikapur(Surguja)	Govt.
4	Chhattisgarh	Raipur Institute of Medical Sciences(RIMS), Raipur.	Society
5	Delhi	Hamdard Institute of Medical Sciences & Research, New Delhi	Society
6	Haryana	N.C. Medical College & Hospital, Panipath	Trust
7	Haryana	World College of Medical Sciences & Research, Jhajjar	Trust
8	Karnataka	Sambhram Institute of Medical Sciences & Research, Kolar	Trust
9	Kerala	Al-Azhar Medical College and Super Speciality Hospital, Thodupuzha	Trust
10	Kerala	DM Wayanad Institute of Medical Sciences, Wayanad, Kerala	Trust
11	Kerala	Government Medical College, Painav, Idukki	Govt.
12	Kerala	Kerala Medical College, Mangode, Palakkad	Trust
13	Kerala	Mount Zion Medical College, Chayalode, Ezhamkulam Adoor, Pathanamthitta	Society
14	Kerala	S.R. Medical College & Research Centre, Akathumjuri, Vennicode, Varkala, Thiruvananthapuram	Trust
15	Madhya Pradesh	Advance Institute of Medical Sciences and Research Centre, Bhopal	Society
16	Madhya Pradesh	Modern Institute of Medical Sciences, Kanadia, Indore	Society
17	Madhya Pradesh	Sakshi Medical College & Research Centre, Guna	Society
18	Madhya Pradesh	Sukh Sagar Medical College and Hospital, Jabalpur	Trust
19	Maharashtra	ACPM Medical College, Dhule	Trust
20	Odisha	Hi-Tech Medical College & Hospital, Rourkela	Trust
21	Rajasthan	American International Institute of Medical Sciences, Bedwas	Private
22	Rajasthan	Ananta Institute of Medical Sciences & Research Centre, Rajsamand	Society
23	Tamil Nadu	Annai Medical College & Hospital, Ponnalur, Kanchipuram,	Trust
24	Tamil Nadu	Madha Medical College and Hospital, Thandalam, Chennai	Trust
25	Tamil Nadu	Ponnaiyah Ramajayam Institute of Medical Sciences, Manamai, nellur	Trust
26	Telangana	Mahavir Institute of Medical Sciences, Vikarabad	Trust
27	Telangana	Mallareddy Medical College for Womens, Hyderabad	Society
28	Telangana	R.V.M. Institute of Medical Sciences and Research Centre, Medak	Trust
29	Uttar Pradesh	G.C.R.G. Institute of Medical Sciences, Lucknow	Trust
30	Uttar Pradesh	Glocal Medical College, Super Specility Hospital & Research Centre, Saharanpur.	Trust
31	Uttar Pradesh	Hind Institute of Medical Sciences, Sitapur.	Trust
32	Uttar Pradesh	Krishna Mohan Medical College & Hospital, Mathura.	Society
33	Uttar Pradesh	Major S D Singh Medical College and Hospital, Fathehgarh, Farrukhabad	Trust
34	Uttar Pradesh	Prasad Institute of Medical Sciences, Lucknow	Trust
35	Uttar Pradesh	Varun Arjun Medical College, Banthra, Sahajahanpur	Trust
36	Uttar Pradesh	Venkateshwara Institute of Medical Sciences, Gajraula	Trust
37	West Bengal	Gauri Devi Institute of Medical Sciences and Hospital, Durgapur	Govt.
38	West Bengal	ICARE Institute of Medical Sciences & Research, Haldia, Purba Midanpore	Trust
39	West Bengal	IQ-City Medical College, Burdwan	Trust

Source: Medical Council of India

6.1.2 Number of Dental Colleges & Admissions to BDS and MDS Courses in India 1994-95 to 2017-18

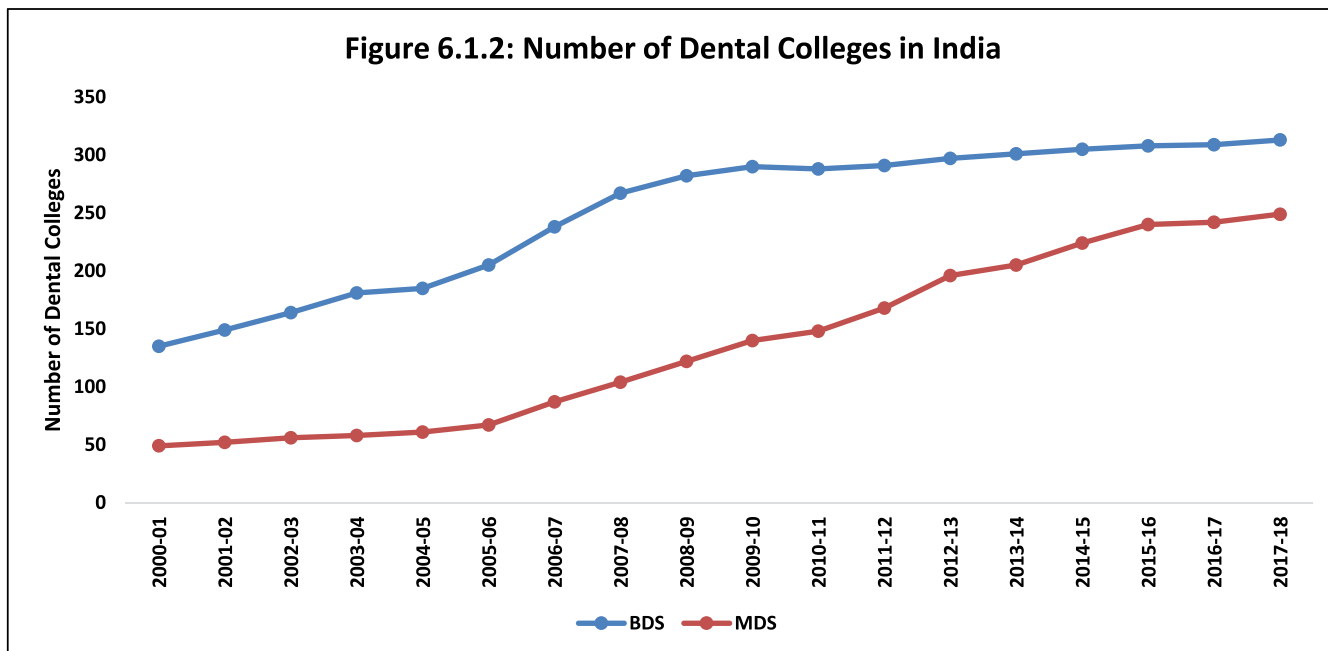
S. No.	Year	BDS		MDS	
		No. of Dental Colleges	No of Admission	No. of Dental Colleges	No of Admission
1	1994-95	77	1987	32	225
2	1995-96	94	2562	32	263
3	1996-97	100	2859	35	301
4	1997-98	100	3301	37	427
5	1998-99	110	6100	41	729
6	1999-00	121	7100	44	801
7	2000-01	135	8340	49	859
8	2001-02	149	9550	52	922
9	2002-03	164	10970	56	992
10	2003-04	181	12960	58	1106
11	2004-05	185	13400	61	1173
12	2005-06	205	15440	67	1298
13	2006-07	238	18120	87	1764
14	2007-08	267	20910	104	2069
15	2008-09	282	22650	122	2365
16	2009-10	290	23570	140	2643
17	2010-11	288	23330	148	2833
18	2011-12	291	23870	168	3418
19	2012-13	297	24640	196	4594
20	2013-14	301	25320	205	5029
21	2014-15	305	26240	224	5505
22	2015-16	308	26530	240	5866
23	2016-17	309	26790	242	6019
24	2017-18	313	27060	249	6233

Source: Dental Council of India

Notes:

BDS Bachelor of Dental Surgery

MDS Master of Dental Surgery



Source: Medical Council of India

6.1.3(a) State-wise Number of Under Graduate AYUSH Colleges/Institutes and their Admission Capacity in India as on 1.4.2017

Sl. No.	States/UTs.	Ayurveda		Unani		Siddha		Naturopathy		Homoeopathy		Total	
		No. of Colleges	Adm. Capacity	No. of Colleges	Adm. Capacity	No. of Colleges	Adm. Capacity	No. of Colleges	Adm. Capacity	No. of Colleges	Adm. Capacity	No. of Colleges	Adm. Capacity
1	Andhra Pradesh	2	160	1	50			2	200	5	270	10	680
2	Arunachal Pradesh									1	50	1	50
3	Assam	1	50							3	150	4	200
4	Bihar	8	330	5	240					15	830	28	1400
5	Chhattisgarh	5	355	1	40			1	50	3	200	10	645
6	Goa	1	60							1	50	2	110
7	Gujarat	19	1230					2	80	19	1775	40	3085
8	Haryana	11	710							1	50	12	760
9	Himachal Pradesh	3	180							1	75	4	255
10	Jammu & Kashmir	1	90	2	80							3	170
11	Jharkhand	1	60							4	200	5	260
12	Karnataka	66	4290	4	230			5	430	11	790	86	5740
13	Kerala	18	1040	1	60	1	50			5	250	25	1400
14	Madhya Pradesh	19	1150	4	220			2	70	23	2005	48	3445
15	Maharashtra	71	4430	6	340					49	3621	126	8391
16	Meghalaya	1	50									1	50
17	Odisha	6	200							6	195	12	395
18	Punjab	16	900	1	50					4	270	21	1220
19	Rajasthan	12	792	3	140			3	150	8	620	26	1702
20	Tamil Nadu	6	340	1	60	8	470	5	350	12	710	32	1930
21	Telangana	6	290	2	175			1	30	4	350	13	845
22	Uttar Pradesh	48	3540	14	810			3	230	9	460	74	5040
23	Uttarakhand	10	720	1	60			1	40	2	110	14	930
24	West Bengal	3	160	1	40					12	678	16	878
25	Delhi	2	160	2	110					2	150	6	420
26	Chandigarh	1	50							1	50	2	100
27	Puducherry	1	50							0	0	1	50
	TOTAL	338	21387	49	2705	9	520	25	1630	201	13909	622	40151
	Systems-wise % Distribution	54.3	53.3	7.9	6.7	1.4	1.3	4.0	4.1	32.3	34.6	100.0	100.0

Source: (i) Central Council of Indian Medicine (CCIM) (ii) UG/PG Colleges, Ministry of Ayush

6.1.3(b) State-wise Number of Post Graduate AYUSH Colleges/Institutes and their Admission Capacity in India as on 1.4.2017

Sl. No.	States/UTs.	Ayurveda		Unani		Siddha		Naturopathy		Homoeopathy		Total	
		No. of Colleges	Adm. Capacity	No. of Colleges	Adm. Capacity	No. of Colleges	Adm. Capacity	No. of Colleges	Adm. Capacity	No. of Colleges	Adm. Capacity	No. of Colleges	Adm. Capacity
1	Andhra Pradesh	1	20	0	0					3	42	4	62
2	Assam	1	24									1	24
3	Bihar	3	28							2	52	5	80
4	Chhattisgarh	1	53									1	53
5	Gujarat	5	144							4	54	9	198
6	Himachal Pradesh	1	39									1	39
7	Jammu & Kashmir	1	15									1	15
8	Jharkhand	1	24									1	24
9	Karnataka	35	1046	1	7			2	30	6	129	44	1212
10	Kerala	10	202							2	36	12	238
11	Madhya Pradesh	7	152							3	113	10	265
12	Maharashtra	40	1480	2	21					17	378	59	1879
13	Odisha	2	19							0	0	2	19
14	Punjab	3	37							1	18	4	55
15	Rajasthan	4	167							3	59	7	226
16	Tamil Nadu	1	30			2	94	1	15	2	51	6	190
17	Telangana	2	74	1	34					1	30	4	138
18	Uttar Pradesh	10	383	5	46					2	78	17	507
19	Uttarakhand	5	150									5	150
20	West Bengal									3	54	3	54
21	Delhi	2	35	2	19					1	4	5	58
	TOTAL	135	4122	11	127	2	94	3	45	50	1098	201	5486
	Systems-wise % Distribution	67.2	75.1	5.5	2.3	1.0	1.7	1.5	0.8	24.9	20.0	100.0	100.0

Source: (i) Central Council of Indian Medicine (CCIM) (ii) UG/PG Colleges, Ministry of Ayush

6.1.4 Number of Institutions and Admission Capacity/Number of Admission in Nursing Courses in India as on 31st October 2017

S. No.	Description of the courses	No. of Institutions	Admissions capacity / no.of Admission
1	Auxiliary Nurse Midwives	1909	55263
2	General Nurse Midwives	3215	129926
3	Basic B.Sc (Nursing)	1936	96475
4	M.Sc (Nursing)	643	12617
5	Post Basic B.Sc.	775	24415
6	Post Basic Diplomas	292	4131
7	Pharmacy (diploma)*	777	46795

Source: Indian Nursing Council, Pharmacy Council of India.

6.2 Service Infrastructure

6.2.1 State/UT wise Number of Sub Centers, PHCs & CHCs Functioning in India as on 31st March, 2017

S. No.	States/UTs	Sub Centres	PHCs	CHCs
	India	156231	25650	5624
1	Andhra Pradesh	7458	1147	193
2	Arunachal Pradesh	312	143	63
3	Assam	4621	1014	158
4	Bihar	9949	1899	150
5	Chhattisgarh	5186	785	169
6	Goa	214	24	4
7	Gujarat	9082	1392	363
8	Haryana	2589	366	112
9	Himachal Pradesh	2083	538	89
10	Jammu & Kashmir	2967	637	84
11	Jharkhand	3848	297	188
12	Karnataka	9381	2359	206
13	Kerala	5380	849	232
14	Madhya Pradesh	9192	1171	309
15	Maharashtra	10580	1814	360
16	Manipur#	421	85	17
17	Meghalaya	436	109	27
18	Mizoram	370	57	9
19	Nagaland	396	126	21
20	Odisha *	6688	1280	370
21	Punjab	2950	432	151
22	Rajasthan	14406	2079	579
23	Sikkim	147	24	2
24	Tamil Nadu	8712	1362	385
25	Telangana	4797	689	114
26	Tripura	987	93	21
27	Uttarakhand	1847	257	60
28	Uttar Pradesh	20521	3621	822
29	West Bengal	10369	914	349
30	A& N Islands	123	22	4
31	Chandigarh	17	3	2
32	D & N Haveli	71	9	2
33	Daman & Diu	26	4	2
34	Delhi	10	5	0
35	Lakshadweep	14	4	3
36	Puducherry	81	40	4

Source: Bulletin on Rural Health Statistics in India 31 March, 2017 Statistics Division, Ministry of Health & Family Welfare

6.2.2 State/UT wise Number of Government Hospitals and Beds in Rural & Urban Areas In India (Provisional)

S. No.	State/UT/Division	Rural Hospitals (Govt.)		Urban Hospitals (Govt.)		Total Hospitals (Govt.)		Provisional/Projected Population as on reference period in (000)#	Average Population Served Per Govt. Hospital	Average Population Served Per Govt. Hospital Bed	Reference Period
		No.	Beds	No.	Beds	No.	Beds				
	India	19810	279588	3772	431173	23582	710761	1310944	55591	1844	
1	Andhra Pradesh	193	6480	65	16658	258	23138	88361	342484	3819	01.01.2017
2	Arunachal Pradesh*	208	2136	10	268	218	2404	1327	6087	552	31.12.2017
3	Assam *	1176	10944	50	6198	1226	17142	32810	26762	1914	31.12.2017
4	Bihar	930	6083	103	5936	1033	12019	103908	100589	8645	31.12.2016
5	Chhattisgarh	169	5070	45	4342	214	9412	24909	116397	2647	01.01.2016
6	Goa*	17	1405	25	1608	42	3013	2023	48167	671	31.12.2017
7	Gujarat	364	11715	122	20565	486	32280	62825	129270	1946	31.12.2016
8	Haryana*	609	6690	59	4550	668	11240	28057	42001	2496	31.12.2016
9	Himachal Pradesh*	705	5665	96	6734	801	12399	7151	8928	577	31.12.2017
10	Jammu & Kashmir	56	7234	76	4417	132	11651	12419	94083	1066	30.12.2016
11	Jharkhand	519	5842	36	4942	555	10784	33203	59825	3079	31.12.2015
12	Karnataka*	2471	21072	374	49093	2844	69865	68415	24056	979	31.12.2017
13	Kerala	981	16865	299	21139	1280	38004	35677	27873	939	01.01.2017
14	Madhya Pradesh	334	10020	117	18819	451	28839	76745	170166	2661	01.01.2016
15	Maharashtra	273	12398	438	39048	711	51446	118652	166880	2306	31.12.2015
16	Manipur	23	730	7	697	30	1427	2506	83533	1756	01.01.2014
17	Meghalaya*	143	1970	14	2487	157	4457	2803	17854	629	31.12.2017
18	Mizoram*	56	604	34	1393	90	1997	1074	11933	538	31.12.2017
19	Nagaland	21	630	15	1250	36	1880	2354	65389	1252	31.12.2015
20	Odisha*	1655	6339	149	12180	1804	18519	42808	23729	2312	31.12.2017
21	Punjab*	510	5805	172	12128	682	17933	29372	43067	1638	31.12.2017
22	Rajasthan	602	21088	150	10760	752	31848	72948	97005	2291	31.12.2016
23	Sikkim*	24	260	9	1300	33	1560	653	19788	419	31.12.2017
24	Tamil Nadu*	692	40179	525	37353	1217	77532	69730	57297	899	31.12.2017
25	Telangana*	802	7668	61	13315	863	20983	37823	43827	1803	31.12.2017
26	Tripura*	99	1140	56	3277	155	4417	3867	24948	875	31.12.2017
27	Uttar Pradesh*	4442	39104	193	37156	4635	76260	221469	47782	2904	31.12.2017
28	Uttarakhand	410	3284	50	5228	460	8512	10499	22824	1233	31.12.2015
29	West Bengal	1272	19684	294	58882	1566	78566	91920	58697	1170	01.01.2015
30	A&N Island	27	575	3	500	30	1075	551	18367	513	31.12.2016
31	Chandigarh	0	0	4	778	4	778	1780	445000	2288	31.12.2016
32	D&N Haveli*	10	273	1	316	11	589	437	39727	742	31.12.2017
33	Daman & Diu	5	240	0	0	5	240	317	63400	1321	31.12.2015
34	Delhi	0	0	109	24383	109	24383	20092	184331	824	01.01.2015
35	Lakshadweep	9	300	0	0	9	300	79	8778	263	01.01.2016
36	Puducherry	3	96	11	3473	14	3569	1380	98571	387	01.01.2016

Source: Directorate General of State Health Services

Notes: Government hospitals includes central government, state government and local govt. bodies

Projected population is taken from Report of the Technical Group on Population Projections May 2006, National Commission on Population, Registrar General of India

* States/Uts provided information for the year 2017 and PHCs are also included in the number of hospitals.

6.2.3 Health Infrastructure in Railways as on 21/03/2018

S.No.	Zone / PU	Total No. of Dispensaries	Total No. of Hospitals	Total No. of Indoor Beds
1	Central Railway	31	11	1164
2	Eastern Railway	55	8	1587
3	East central Railway	41	9	819
4	East coast Railway	29	4	339
5	Northern Railway	64	9	1101
6	North Central Railway	28	5	586
7	North East Railway	26	6	927
8	NorthEast Frontier Railway	45	10	1107
9	North Western Railway	30	8	584
10	Southern Railway	42	10	1131
11	South Central Railway	44	7	714
12	South Eastern Railway	37	6	1086
13	South East Central Railway	17	5	250
14	South Western Railway	21	3	300
15	Western Railway	56	9	976
16	West Cental Railway	19	7	456
17	Intergral Coach Factory	0	1	101
18	Rail Coach Factory	0	1	60
19	Chittaranjan Locomotive Works	6	1	197
20	Diesal Locomotive Works	1	1	105
21	Diesel Loco Modernisation Works	0	1	50
22	Rail Wheel Factory	0	1	46
23	Research Design and Standards Organization	0	1	30
24	Metro/ Kolkata	0	1	30
25	MCF/Raibareli	0	1	2
	Total	592	126	13748

Source: Ministry of Railways

6.2.4 Health Infrastructure in ESI Corporation as on 31.03.2017

S. No.	States /UTs	Total No. of Dispensaries	Total No. of Hospital	Total No. of Beds
1	Andhra Pradesh	77	5	345
2	Assam	26	1	75
3	Bihar	18	3	50
4	Chandigarh [Adm.]	2	1	70
5	Chhattisgarh	43	0	0
6	Delhi	33	4	1416
7	Goa	12	1	15
8	Gujarat	103	12	910
9	Himachal Pradesh	17	2	150
10	Haryana	76	7	781
11	J & K	10	1	50
12	Jharkhand	20	3	210
13	Karnataka	125	11	1675
14	kerala	143	12	1178
15	Madhya Pradesh	42	7	725
16	Meghalaya	2	0	0
17	Maharashtra	64	13	2390
18	Nagaland	1	0	0
19	Orissa	46	6	325
20	Puducherry	14	1	75
21	Punjab	70	8	647
22	Rajasthan	74	6	495
23	Sikkim	2	0	0
24	Tamil Nadu	216	10	1856
25	Telangana	70	7	907
26	Tripura	1	0	0
27	Uttar Pradesh	98	16	1886
28	Uttarakhand	22	0	0
29	West Bengal	62	14	3534
Total		1489	151	19765

Source: Employees State Insurance Corporation

6.2.5 Medical Care Facilities under AYUSH by Management Status as on 01.04.2017

S. No.	Management	Ayurveda		Unani		Siddha		Yoga		Naturopathy		Homoeopathy		Sowa-Rigpa		Total		% Distribution	
		Hospitals	Dispensaries	Hospitals	Dispensaries	Hospitals	Dispensaries	Hospitals	Dispensaries	Hospitals	Dispensaries	Hospitals	Dispensaries	Hospitals	Dispensaries	Hospitals	Dispensaries	Hospitals	Dispensaries
A. Under jurisdiction of States/Union Territories																			
1	State/Govt./UT Administration	3022	15972	248	1406	290	815	7	128	11	48	116	6048	0	30	3694	24447	93.7	88.3
2	Local Bodies	9	656	0	29	0	0	0	16	6	14	20	1042	0	0	35	1757	0.9	6.3
3	Others	134	500	8	38	0	0	1	35	0	39	21	185	0	3	164	800	4.2	2.9
Total (A)		3165	17128	256	1473	290	815	8	179	17	101	157	7275	0	33	3893	27004	98.7	97.5
B. CGHS & Central Government organizations																			
1	C.G.H.S.	1	33	0	10	0	3	0	4	0	0	0	35	0	0	1	85	0.0	0.3
2	Railway ministry	0	45	0	0	0	0	0	0	0	0	0	133	0	0	0	178	0.0	0.6
3	Labour Ministry :	0	172	0	7	0	28	0	32	0	0	0	70	0	0	0	309	0.0	1.1
4	Ministry of Coal	0	11	0	0	0	0	0	0	0	0	0	0	0	0	0	11	0.0	0.0
5	Research Councils	11	18	7	19	6	2	1	0	0	8	4	30	0	1	29	78	1.0	0.3
6	National Institutes	9	9	1	2	1	0	4	19	2	2	3	1	0	0	20	33	0.5	0.1
TOTAL		21	288	8	38	7	33	5	55	2	10	7	269	0	1	50	694	1.3	2.5
All India (A+B)		3186	17416	264	1511	297	848	13	234	19	111	164	7544	0	34	3943	27698	100.0	100.0

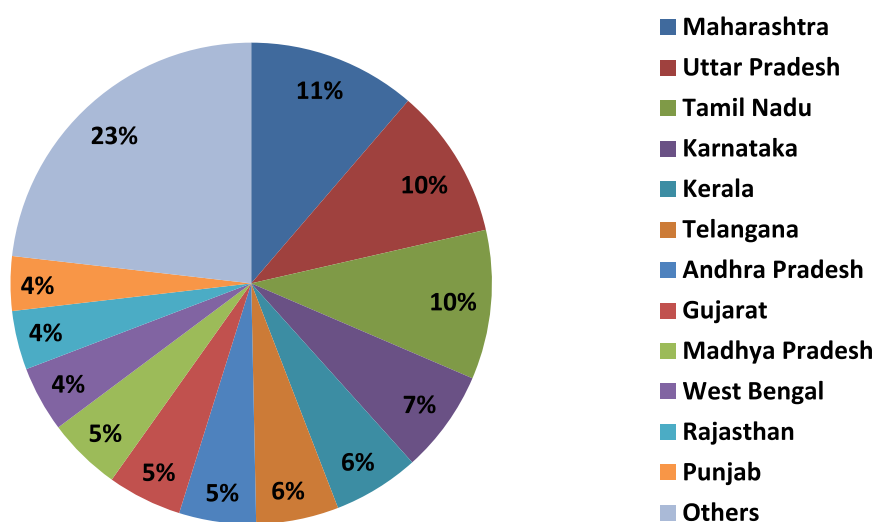
Source: Ministry of AYUSH

6.2.6 State/UT wise Number of Licensed Blood Banks in India till June 2017

S. No.	State/ UT	Public including Govt. Blood Banks	Private including Charitable Trust Blood Banks	Total No.of blood Banks
1	Andhra Pradesh	32	118	150
2	Arunachal Pradesh	9	1	10
3	Assam	38	30	68
4	Bihar	35	41	76
5	Chattisgarh	27	40	67
6	Goa	3	4	7
7	Gujarat	28	117	145
8	Haryana	26	64	90
9	Himachal Pradesh	19	3	22
10	Jammu & Kashmir	25	4	29
11	Jharkhand	27	22	49
12	Karnataka	40	160	200
13	Kerala	41	127	168
14	Madhya Pradesh	54	90	144
15	Maharashtra	74	254	328
16	Manipur	4	1	5
17	Meghalaya	5	2	7
18	Mizoram	8	2	10
19	Nagaland	5	Nil	5
20	Odisha	63	20	83
21	Punjab	49	57	106
22	Rajasthan	52	63	115
23	Sikkim	2	1	3
24	Tamil Nadu	98	193	291
25	Telangana	27	134	161
26	Tripura	10	2	12
27	Uttar Pradesh	104	190	294
28	Uttarakhand	21	12	33
29	West Bengal	82	46	128
30	Andaman & Nicobar islands	2	1	3
31	Chandigarh	3	1	4
32	Dadra & Nagar Haveli	Nil	1	1
33	Daman & Diu	1	1	2
34	Delhi	23	46	69
35	Lakshadweep	1	0	1
36	Puducherry	5	12	17
Total		1043	1860	2903

Source: Central Drugs Standard Control Organisation (CDSCO), FDA Bhawan, Kotla Road, Ministry of Health & Family Welfare

Figure 6.1.3: State wise distribution of Blood Banks in India



Source: Central Drugs Standard Control Organisation (CDSCO), FDA Bhawan, Kotla Road, Ministry of Health & Family Welfare

6.2.7 State/UT wise Government Mental Hospitals in India

S. No.	States/UTs	Mental Hospital			
1	ANDHRA PRADESH	Government Hospital for Mental Care Chinnawaltair, Vishakapatnam-500023 Andhra Pradesh			
2	ASSAM	Lokopriya Gopinath Bordoloi Institute of Mental Health P.O. Tezpur, Dist. Sonitpur Assam, Pin Code-5784001			
3	BIHAR	Institute of Mental Health, Koelwar, Bhojpur, BIHAR			
4	JHARKHAND	Central Institute of Psychiatry, Kanke, P.O:Ranchi, Pin Code: 834006, Jharkhand	Ranchi Institute of Neuropsychiatry and Allied Science(RINPAS), Kanke, Ranchi, Pin Code: 834006 Jharkhand		
5	DELHI	Institute of Human Behavior & Allied Sciences G.T. Road, P.O Box 9520, Jhilmil, Delhi-110095			
6	GOA	Institute of Psychiatry & Human Behavior Altinho, Panaji-403001, GOA.			
7	GUJARAT	Hospital for Mental Health, Bhuj-370001 Gujarat.	Hospital for Mental Health Vikasgruh Road, Jamnagar, Gujarat Pin Code:361008	Hospital for Mental Health, Behind Kapadia High school, Outside Delhi Gate, Shahibaug Road, Ahamedabad-380004 Gujarat	Hospital for Mental Health Karelilig, Baroda, Gujarat
8	HIMACHAL PRADESH	Himachal Hospital of Mental Health & Rehabilitation Boileauganj, Shimla-171004 (H P)			
9	JAMMU & KASHMIR	Govt. Hospital for Psychiatric Diseases Rainawari, Khatidarwaze Srinagar Jammu & Kashmir)	Psychiatric Diseases hospital GMC, Jammu Ambphalla B.C. Road, Jammu-180001 Jammu & Kashmir		
10	KARNATAKA	Karnataka Institute of Mental Health Belgaum Road, Dharwad-580008 Kanataka	National Institute of Mental Health and Neuro Sciences Nimhans, P.O. Box No 2900, Bangalore-560029 Karnataka		
11	KERALA	"Mental Health Centre Oolampara, hiruvanathapuram-695005 Kerala	Govt. Mental Health Centre. Kuthiravattom P.O. Kozhikode Pin Code: 673016 Kerala	Govt. Mental Health Centre Poothole P.O., Thrissur, Pin Code: 680004 Kerala	
12	MADHYA PRADESH	Gwalior Manasik Arogyasala, Central jail Road, Gwalior, Pin Code: 4740012 Madhya Pradesh	Mental Hospital Banganga Sawer Road, Indore Pin Code: 452002 Madhya Pradesh		

6.2.7 Contd. State/UT wise Government Mental Hospitals in India

S. No.	States/UTs	Mental Hospital			
13	MAHARASHTRA	Regional Mental Hospital Nagpur-440029 Maharashtra	Regional Mental Hospital Yeravda, Pune-411006 Maharashtra	Regional Mental Hospital Ratnagiri-415612 Maharashtra	Regional Mental Hospital Wagle Estate, Thane (W)-400604 Maharashtra
14	MEGHALAYA	Meghalaya Institute of Mental Health & Neurosciences Shillong Meghalaya			
15	NAGALAND	Mental Hospital Kohima-797001 Nagaland			
16	ODISHA	Mental Health Institute S.C.B. Medical College, Cuttack, Odisha			
17	PUNJAB	Dr. Vidyasagar Punjab Mental Hospital. Circular Road, Amritsar, Pin Code: 143001 Punjab			
18	RAJASTHAN	Mental Hospital (Psychiatric Centre) Janta Colony, Jaipur-302004 Rajasthan	Mental Hospital, (Psychiatric Center), Shastri Nagar, Jodhpur-342001 Rajasthan		
19	TAMILNADU	Institute of Mental Health Medavakkam Tank Road Kilpauk, Chennai-600010 Tamil Nadu			
20	Telangana	Institute of Mental Health, Govt. Hospital for Mental Care, Hyderabad.			
21	TRIPURA	Moder psychiatric Hospital Narsingarh, Agartala, West Tripura, Tripura			
22	UTTAR PRADESH	Institute of Mental Health & Hospital Billochpura, Mathura Road, Agra- 282002 Uttar Pradesh	Mental Hospital Bareilly Civil Lines, Bareilly-243005 Uttar Pradesh	Mental Hospital S2/1 Pandeypur Varanasi-221002 Uttar Pradesh	
23	Uttarkhand	State Mental Health Institute, Selaqui, Dehradun, Uttarkhand			
24	WEST BENGAL	Lumbini Park Mental Hospital 115, G.S, Bose Road, Kolkata-700010 West Bengal	Institute of Psychiatry 7, D.L. Khan Road, Kolkata-700025 West Bengal.	Institute for Mental Care, Purulia, P.O: Purulia-723103 West Bengal	
		Calcutta Pavlov Hospital 18, Gobra Road, Kolkata-700046 West Bengal	Mental Hospital Berhampore, Berhampore Mental Hospital, Berhampore P.O., Murshidabad-742101 West Bengal		

Source: NCD Section , Dte.General of Health Services, Ministry of Health & family Welfare

Notes: The Mental Hospital, Mankundu in West Bengal was operating in the state without Valid license under Mental Health Act,1987 and the Clinical Establishment Act,1950, so the Health & Family Welfare Department revoked all previous orders, and Grants and also withdrew the Administrator.

6.2.8 Number of C.G.H.S. Dispensaries in different cities as on 13/02/2018

S. No.	NAME OF CITY	TYPE OF DISPENSARIES		POLY CLINIC	CGHS LAB	DENTAL UNITS
		ALLOPATHY	AYUSH			
1	Agartala	1				
2	Aizwal	1				
3	Ahmedabad	8	2	1	1	1
4	Allahabad	7	2	1	1	0
5	Bangalore	10	4	1	3	1
6	Bhopal	2	0	0	0	0
7	Bhubaneswar	3	1		1	0
8	Chandigarh	1				0
9	Chennai	14	4	2	4	1
10	Dehradun	2				0
11	Gandhinagar	1				
12	Gangtok	1				
13	Guwahati	5	1			0
14	Hyderabad	13	6	2	2	1
15	Imphal	1				
16	Indore	1				
17	Jabalpur	5			1	0
18	Jaipur	7	2	1	4	1
19	Jammu	2				0
20	Kanpur	9	3		3	1
21	Kohima	1				
22	Kolkata	18	4	1	5	1
23	Lucknow	9	3	1	3	1
24	Meerut	6	2	0	2	1
25	Mumbai	26	5	2	4	3
26	Nagpur	11	3	1	1	1
27	Panaji	1				
28	Patna	5	2	1	1	1
29	Puducherry	1				0
30	Pune	9	3	1	2	1
31	Raipur	1		0	0	0
32	Ranchi	3			1	
33	Shillong	2		0		0
34	Shimla	1				0
35	Thiruvananthapuram	3	2	0		0
36	Visakhapatnam	1				0
37	Delhi	95	36	4	34	6
	Total	287	85	19	73	21

Source: Central Government Health Scheme, Ministry of Health & Family Welfare

Notes: This table shows only the number of dispensaries in different cities. For exact address of the dispensaries please contact the source agency

6.2.9 Number of Cards and Beneficiaries availing C.G.H.S. facilities in various cities as on 13/02/2018

S. No.	City	Total No. of Cards	Total No. of Beneficiaries
1	Agartala	518	1612
2	Ahmedabad	15701	45807
3	Allahabad	18443	59260
4	Bangalore	41044	116170
5	Bhopal	5589	15208
6	Bhubaneswar	6447	19744
7	Chandigarh	12759	31249
8	Chennai	41891	111706
9	Dehradun	10423	24888
10	Delhi	490088	1601099
11	Gandhinagar	2559	9532
12	Gangtok	4	8
13	Goa	60	203
14	Guwahati	13560	46303
15	Hyderabad	65867	184799
16	Imphal	147	590
17	Indore	628	1387
18	Jabalpur	35138	84780
19	Jaipur	18617	54950
20	Jammu	1108	2716
21	Kanpur	30919	83787
22	Kohima	50	147
23	Kolkata	56530	147750
24	Lucknow	21421	68788
25	Meerut	13914	41105
26	Mumbai	56702	171059
27	Nagpur	30019	79366
28	Patna	13040	42843
29	Puducherry	508	1611
30	Pune	48254	114098
31	Raipur	35	72
32	Ranchi	4881	15451
33	Shillong	5102	17660
34	Shimla	803	2076
35	Thiruvananthapuram	15345	38082
36	Visakhapatnam	4799	11877
TOTAL		1082913	3247783

Source: Central Government Health Scheme, Ministry of Health & Family Welfare

6.2.10 State wise/ System wise Number of AYUSH Hospitals and Dispensaries in India as on 01.04.2017

S. No.	States/UTs & others	Ayurveda		Unani		Siddha		Yoga		Naturopathy		Homoeopathy		Sowa-Rigpa.		Total	
		Hospitals	Dispensaries	Hospitals	Dispensaries	Hospitals	Dispensaries	Hospitals	Dispensaries	Hospitals	Dispensaries	Hospitals	Dispensaries	Hospitals	Dispensaries	Hospitals	Dispensaries
A. States/Union Territories																	
1	Andhra Pradesh	3	467	2	112	0	0	0	0	0	20	3	266	0	0	8	865
2	Arunachal Pradesh	10	17	0	1	0	0	0	0	0	0	2	95	0	0	12	113
3	Assam	1	380	0	1	0	0	0	0	0	0	3	75	0	0	4	456
4	Bihar	5	1082	1	449	0	0	0	0	0	0	2	644	0	0	8	2175
5	Chhattisgarh	10	956	1	26	0	0	1	0	0	0	3	112	0	0	15	1094
6	Delhi	2	40	1	20	0	0	0	0	0	0	2	103	0	0	5	163
7	Goa	1	99	0	0	0	0	0	0	0	0	1	83	0	0	2	182
8	Gujarat	42	560	0	0	0	0	0	16	6	14	16	216	0	0	64	806
9	Haryana	9	483	1	19	0	0	0	0	0	0	1	22	0	0	11	524
10	Himachal Pradesh	33	1150	0	3	0	0	0	0	1	0	0	14	0	4	34	1171
11	Jammu & Kashmir	1	240	1	177	0	0	0	0	0	0	0	0	0	25	2	442
12	Jharkhand	1	220	0	54	0	0	0	0	0	0	4	92	0	0	5	366
13	Karnataka	170	592	18	50	0	0	3	0	6	5	16	43	0	0	213	690
14	Kerala	126	806	0	1	1	6	0	0	1	1	34	659	0	0	162	1473
15	Madhya Pradesh	21	1496	0	64	0	0	0	0	0	0	2	213	0	0	23	1773
16	Maharashtra	64	466	6	25	0	0	0	0	0	0	1	0	0	0	71	491
17	Manipur	2	0	1	0	0	0	1	0	0	0	6	1	0	0	10	1
18	Meghalaya	3	7	0	0	0	0	0	0	0	0	7	6	0	0	10	13
19	Mizoram	1	2	0	0	0	0	0	0	0	0	1	22	0	0	2	24
20	Nagaland	1	0	0	0	0	0	0	0	0	0	1	1	0	0	2	1
21	Odisha	8	624	0	9	0	0	0	35	0	30	6	638	0	0	14	1336
22	Punjab	5	489	0	35	0	0	0	1	0	0	4	111	0	0	9	636
23	Rajasthan	117	3577	11	120	0	0	1	0	2	3	6	252	0	0	137	3952
24	Sikkim	1	2	0	0	0	0	0	0	0	0	0	9	0	1	1	12
25	Tamil Nadu	2	97	1	64	288	784	1	121	0	0	1	106	0	0	293	1172
26	Telangana	9	418	4	183	0	1	0	0	1	28	6	196	0	0	20	826
27	Tripura	2	36	0	0	0	0	0	0	0	0	2	73	0	0	4	109
28	Uttar Pradesh	2104	2104	204	49	0	0	0	0	0	0	8	1575	0	0	2316	3728
29	Uttarakhand	402	142	2	3	0	0	0	0	0	0	1	60	0	3	405	208
30	West Bengal	6	502	1	7	0	0	0	0	0	0	15	1520	0	0	22	2029
31	A&N Islands	1	13	1	0	1	0	1	2	0	0	1	18	0	0	5	33
32	Chandigarh	1	10	0	1	0	0	0	0	0	0	1	10	0	0	2	21
33	D&N Haveli	0	10	0	0	0	0	0	0	0	0	0	10	0	0	0	20
34	Daman & Diu	1	6	0	0	0	0	0	0	0	0	1	6	0	0	2	12
35	Lakshadweep	0	8	0	0	0	0	0	0	0	0	0	7	0	0	0	15
36	Puducherry	0	27	0	0	0	24	0	4	0	0	0	17	0	0	0	72
TOTAL (A)		3165	17128	256	1473	290	815	8	179	17	101	157	7275	0	33	3893	27004
B. CGHS & Central Government organization		21	288	8	38	7	33	5	55	2	10	7	269	0	1	50	694
TOTAL (A+B)		3186	17416	264	1511	297	848	13	234	19	111	164	7544	0	34	3943	27698

Source: State Govts. & concerned agencies- Ministry of AYUSH

Notes:

- 1 Ayurveda, Unani, Siddha, Yoga, Naturopathy and Sowa-rigpa : Figures in r/o states of Andhra Pradesh(2015), of Assam(2009), Delhi(2015), J & K(2015), Jharkhand(2011), Manipur(2014), Nagaland(2008), Odisha(2012), Punjab(2015), Rajasthan(2015), Uttar Pradesh(2011), Uttarakhand(2014), and Telangana(2015) has been repeated as the current year information is not available. Odisha(2012), Uttar Pradesh(2011) and Uttarakhand(2014) has been repeated as the current information was not available.
- 2 Homoeopathy : Figures in r/o states of Andhra Pradesh(2015), Assam(2009), Delhi(2015), J & K(2015), Jharkhand(2011), Kerala(2015), Manipur(2014), Nagaland(2008), Odisha(2012), Uttar Pradesh(2011), Uttarakhand(2014) and Telangana(2015) has been repeated as the current year information was not available.
- 3 Figures integrated in columns marked "total" reflects the total numbers of Hospitals and dispensaries under govt, Local Bodies and others in each states/UTs.

6.2.11 State/UT wise Number of Eye Banks in India as on 04.01.2018

S. No.	State/ UT	Government run	Private run	Total
1	Andaman & Nicobar Islands	0	0	0
2	Andhra Pradesh	4	13	17
3	Arunachal Pradesh	0	0	0
4	Assam	3	2	5
5	Bihar	1	0	1
6	Chandigarh	2	2	4
7	Chattisgarh	2	2	4
8	Dadra & Nagar Haveli	0	0	0
9	Daman & Diu	0	0	0
10	Delhi	3	3	6
11	Goa	0	1	1
12	Gujarat	4	28	32
13	Haryana	2	22	24
14	Himachal Pradesh	2	0	2
15	Jammu & Kashmir	0	0	0
16	Jharkhand	3	3	6
17	Karnataka	5	34	39
18	Kerala	5	6	11
19	Lakshadweep	0	0	0
20	Madhya Pradesh	1	35	36
21	Maharashtra	25	141	166
22	Manipur	1	0	1
23	Meghalaya	1	0	1
24	Mizoram	0	0	0
25	Nagaland	0	0	0
26	Odisha	3	3	6
27	Puducherry	2	2	4
28	Punjab	4	12	16
29	Rajasthan	4	4	8
30	Sikkim	0	0	0
31	Tamilnadu	19	12	31
32	Telangana	1	4	5
33	Tripura	1	0	1
34	Uttar Pradesh	7	20	27
35	Uttarakhand	0	1	1
36	West Bengal	2	12	14
Total		107	362	469

Source: Ophthalmology Section, Directorate General of Health Services, Ministry of Health & Family Welfare

Notes: Information as available on the website of National Programme for Control of Blindness

6.3 Vaccinewise and Institution-wise status of production, demand and supply 2015-16 & 2016-17

1. BCG Installed Capacity, Production, Demand and Supply

Quantity in Lakh of Doses

S. No	Institutions	Installed Capacity	2015-16				2016-17				Status as on
			Production	Demand	Supply	% Achieved	Production	Demand	Supply	% Achieved	
1	BCG VL Chennai	500	-	9	9	100.00	-	-	-	-	March, 2017
2	SII Pune	2000	2856	-	-	-	2555	NA	Na	NA	March, 2017
Total		2500	2856	9	9	100.00	2555	0	0	#REF!	

2. DPT - Installed Capacity, Production, Demand and Supply

S. No	Institutions	Installed Capacity	2015-16				2016-17				Status as on
			Prodtn.	Demand	supply	% Achieved	Prodtn.	Demand	supply	% Achieved	
1	PII Coonoor	400	-	-	0	NA	-	-	0	-	March, 2016
2	CRI Kasauli	400	75	75	66	88.00	-	34.1	34.0967	99.99	March, 2017
3	HBPCL Mumbai	448	NA	NA	NA	NA	NA	NA	NA	NA	March, 2017
4	SII Pune	3000	197	-	-	NA	248	NA	NA	NA	March, 2017
5	HBI Udhagamandalam Hyderabad	1000	503.1	-	506.1	NA	503.1	-	506.1	NA	March, 2016
6	SBL Hyderabad	3000				NA					March, 2010
7	Biological -E-Limited	700	250.75	321.58	321.58	100.00	90.31	48.91	48.91	100.00	March, 2017
8	Sanofi Pasteur India	5				NA					March, 2013
9	Bharat Biotech.Int.*	10	3	-	-		3	-	-		March, 2015
10	Indian immunological Limite	1000				NA					March, 2011
Total		9963	1028.85	396.58	893.68	225.35	844.41	83.01	589.1067	709.68	

* New Institution.

3. DT - Installed Capacity, Production, Demand and Supply

S. No	Institutions	Installed Capacity	2015-16				2016-17				Status as on
			Prodtn.	Demand	supply	% Achieved	Prodtn.	Demand	supply	% Achieved	
1	PII Coonoor	150	-	-	0	NA	-	-	0	-	March, 2016
2	CRI Kasauli	200	-	-	-	NA	-	-	-	-	March, 2016
3	HBPCL Mumbai	100	NA	NA	NA	NA	NA	NA	NA	NA	March, 2017
4	SII Pune	3000	29	-	-	NA	7	NA	NA	NA	March, 2017
5	Bharat Biotech.Int.Ltd, Hyderabad	NA				NA	NA	NA	NA	NA	March, 2015
Total		3450	29	NA	NA	NA	7	NA	NA	NA	

3.1 Td

1	Biological -E-Limited	2000	11.81	11.81	11.81	100.00	600	578.01	578.01	100.00	March, 2017
Total		2000	11.81	11.81	11.81	100	600	578.01	578.01	100.00	

4. TT - Installed Capacity, Production, Demand and Supply

S. No	Institutions	Installed Capacity	2015-16				2016-17				Status as on
			Prodtn.	Demand	supply	% Achieved	Prodtn.	Demand	supply	% Achieved	
1	PII Coonoor	300	-	-		NA	-	-		-	March, 2016
2	CRI Kasauli	600	130	130.8596	42.827	32.73	64.7191	124.711	76.974	61.72	March, 2017
3	HBPCL Mumbai	712	NA	NA	NA	NA	NA	NA	NA	NA	March, 2017
4	SII Pune	3000	629	-	-	NA	469	NA	NA	NA	March, 2017
5	KIPM Chennai	30	-	-		NA	-	-		-	March, 2009
6	PI Shillong	Nil	Nil	Nil	Nil	NA	Nil	Nil	Nil		March, 2016
7	Bharat Biotech.Int.	NA				NA					March, 2015
8	Dano Vaccine H'bad	1600	441.16	600	459.25	76.54	525.32	600	485.14	80.86	March, 2017
9	HBI Udhagamandalam Hyderabad	2000	827.7	-	826.1	NA	827.7	-	826.1	-	March, 2016
10	Shanta Biotech Ltd. Hyderabad	3000	86	255	173	67.84	86	255	173	67.84	March, 2013
11	Biological -E-Limited	4000	1975.1	1857.47	1857.47	100.00	3280	2646	2646	100.00	March, 2017
12	Indian Immunological Ltd	1000	-	-		NA	-	-		-	March, 2011
Total		16242	4088.96	2843.33	3358.65	118.12	5252.7391	3625.711	4207.214	116.04	

6.3 (Contd.) Vaccinewise and Institution-wise status of production, demand and supply 2015-16 & 2016-17.

5. OPV - Installed Capacity, Production, Demand and Supply

Quantity in Lakh of Doses

S. No	Institutions	Installed Capacity	2015-16				2016-17				Status as on
			Prodn.	Demand	supply	% Achieved	Prodn.	Demand	supply	% Achieved	
1	HBPCL Mumbai	6000	567.35	190	56.73	29.86	567.35	190	56.73	29.86	March, 2016
2	BIBCOL Bulandshahar	0.5 vials/shift	383	383	383	100.00	383	383	383	100.00	March, 2013
3	Panacea Bio-tech Ltd. Delhi	8000	1350.93	1335.81	1335.81	100.00	1350.93	1335.81	1335.81	100.00	March, 2015
4	Bio-Med (P) Ltd. Ghaziabad	7200	2176	1554	1554	100.00	1218.96	1690.41	1690.41	100.00	March, 2017
5	Bharat Biotech Internatioanl (L). Hy,bad	10000	4000	2719	2719	100.00	4000	2719	2719	100.00	March, 2015
6	SII, Pune	6000	4527	-	-	NA	1958	NA	NA	NA	March, 2017
Total		37200	13004.28	6181.81	6048.54	97.84	9478.24	6318.22	6184.95	97.89	
5.1 mOPV1											
1	SII, Pune	100	7.6			NA	7.6	-		-	March, 2015
2	HBPCL Mumbai	6000	NA	NA	NA	NA	NA	NA	NA	NA	March, 2017
5.2 bOPV											
1	HBPCL Mumbai	6000	125.173	133.795	125.173	93.56	3279.64	3279.64	3279.64	100.00	March, 2017

6. Measles - Installed Capacity, Production, Demand and Supply

S. No	Institutions	Installed Capacity	2015-16				2016-17				Status as on
			Prodn.	Demand	supply	% Achieved	Prodn.	Demand	supply	% Achieved	
1	SII Pune	4000	2830	-	-	NA	1673	NA	NA	NA	March, 2017
2	HBI Udhagamandalam Hyderabad	300	-	-	-	NA	-	-	-	-	March, 2016
3	Indian Immunological Ltd.	300	-	-	120	NA	-	-	120	-	March, 2011
Total		4600	2830	0	120	NA	1673	0	120	NA	

7. JEV - Installed Capacity, Production, Demand and Supply

S. No	Institutions	Installed Capacity	2015-16				2016-17				Status as on
			Prodn.	Demand	supply	% Achieved	Prodn.	Demand	supply	% Achieved	
1	CRI Kasauli	11.1	0	0	0	NA	0	0	0	-	March, 2013
2	Biological E Ltd. Hy'bad*	24	306.94	307.19	307.19	100.00	0.5	1.7	1.7	100.00	March, 2017
3	Bharat Biotechnics Pvt. Ltd Hy'bad	150	10	2.62	2.62	100.00	10	2.62	2.62	100.00	March, 2015
Total		185.1	316.94	309.81	309.81	100.00	10.5	4.32	4.32	100.00	

* New Institution.

8. YFV - Installed Capacity, Production, Demand and Supply

S. No	Institutions	Installed Capacity	2015-16				2016-17				Status as on
			Prodn.	Demand	supply	% Achieved	Prodn.	Demand	supply	% Achieved	
1	CRI Kasaauli (indigenous)	0.4	Asperdemand	8.0077	1.1576	14.46	NA	NA	NA	NA	March, 2017
2	Sanofi Pasteur India		1.27	1.17	1.17	100.00	1.27	1.17	1.17	100.00	March, 2013
Total		0.4	1.27	9.18	2.3276	25.36	1.27	1.17	1.17	100.00	

9. TCARV - Installed Capacity, Production, Demand and Supply

S. No	Institutions	Installed Capacity	2015-16				2016-17				Status as on
			Prodn.	Demand	supply	% Achieved	Prodn.	Demand	supply	% Achieved	
1	PII Coonor	2	-	-	0	NA	-	-	0	-	March, 2016
2	SII Pune	NA	4.6	NA	NA	NA	4.6	NA	NA	NA	March, 2015
3	Cadila Health Care Ltd. Ahmedabad	84	42	14.51	14.51	100.00	42.0	14.51	14.51	100.00	March, 2016
4	HBI Udhagamandalam Hyderabad	100	66.7	-	60.5	NA	66.7	-	60.5	-	March, 2016
5	Chirion Behring Vaccine Lab. Ankleshwar Guj	150	87.18	86.99	86.99	100.00	80.55	79.66	79.66	100.00	March, 2017
6	Sanofi (Aventis) Pasteur, New Delhi	20	6.66	10.44	10.44	100.00	6.66	10.44	10.44	100.00	March, 2011
7	Bharat Bio tech Hy,bad	120	90	35.2	35.2	100.00	90.0	35.2	35.2	100.00	March, 2015
8	Indian immunological Ltd.	60	80.99	-	77.99	NA	80.99	-	77.99	-	March, 2015
Total		536	378.13	147.14	285.63	194.12	371.5	139.81	278.3	199.06	

6.3 (Contd.) Vaccinewise and Institution-wise status of production, demand and supply 2015-16 & 2016-17.

10. Typhoid (Vi-Poly) - Installed Capacity, Production, Demand and Supply

Quantity in Lakh of Doses

S. No	Institutions	Installed Capacity	2015-16				2016-17				Status as on
			Prodtn.	Demand	supply	% Achieved	Prodtn.	Demand	supply	% Achieved	
1	Bio-Med (P) Ltd. Ghaziabad	120	14.8	13.7	13.7	100.00	14.8	13.7	13.7	100.00	March,2016
2	Zydus Aventis Ahmedabad	30	0	9	0	0.00	0	9	0	0.00	March,2014
3	BBI (L). Hy'bad	300	21	19.15	19.15	100.00	21	19.15	19.15	100.00	March,2014
4	Bharat Biotech Int.Ltd*	250	10	4.5	4.57	101.56	10	4.5	4.57	101.56	March, 2015
5	Sanofi Pasteur Delhi		4.06	4.54	4.54	100.00	4.06	4.54	4.54	100.00	March,2014
6	Bharat Biotech, Hy'd*	250	10	4.57	4.57	100.00	10	4.57	4.57	100.00	March,2015
	Total	950	59.86	55.46	46.53	83.90	59.86	55.46	46.53	83.90	

* Newly added Institutions.

11. Typhoid (AKD) - Installed Capacity, Production, Demand and Supply

S. No	Institutions	Installed Capacity	2015-16				2016-17				Status as on
			Prodtn.	Demand	supply	% Achieved	Prodtn.	Demand	supply	% Achieved	
1	Bharat Biotech Int.* Ltd	800	40	21.77	21.77	100.00	40	21.77	21.77	100.00	March,2015
2	Bio-Med Pvt. Ltd., Ghaziabad*	120	10.2	10.2	10.2	100.00	11.45	6.51	6.51	100.00	March,2017
	Total	920	50.2	31.97	31.97	100.00	51.45	28.28	28.28	100.00	

* New Institution.

12. Hepatitis-B - Installed Capacity, Production, Demand and Supply*

S. No	Institutions	Installed Capacity	2015-16				2016-17				Status as on
			Prodtn.	Demand	supply	% Achieved	Prodtn.	Demand	supply	% Achieved	
1	SII Pune	2700	502	-	-	NA	806	NA	NA	NA	March,2017
2	Panacea Bio-tech Ltd. New Delhi-multidose presentation	1670	-	-	-	NA	-	-	-	-	March, 2013
2a	Panacea Bio-tech Ltd. New Delhi-single dose presentation	350	0	0	0	NA	0	0	0	-	March, 2010
3	BBI (L), Hy'bad,	1000	2100	564.8	564.8	100.00	2100	564.8	564.8	100.00	March, 2011
4	HBI Udhagamandalam Hyderabad	400	164.3	-	157.8	NA	164.3	-	157.8	-	March, 2016
5	Shanta bio technic Pvt. Ltd. Hy, bad	1200	213	588	546	92.86	213	588	546	92.86	March, 2013
6	Biological-E-Ltd.	1000	237.3	237.3	237.3	100.00	70	47.05	47.05	100.00	March, 2017
7	Bharat Biotech Int. Ltd*	1010	105	65.14	65.14	100.00	105	65.14	65.14	100.00	March, 2015
8	Sanofi Pasture India		8.3	8.58	8.58	100.00	8.3	8.58	8.58	100.00	March, 2013
	Total	9330	3329.9	1463.82	1579.62	107.91	3466.6	1273.57	1389.37	109.09	

* New Institution.

13. Quaderivalent Meningococcal Minigitis Vaccine (QMMV) - Installed Capacity, Production, Demand and Supply

S. No	Institutions	Installed Capacity	2015-16				2016-17				Status as on
			Prodtn.	Demand	supply	% Achieved	Prodtn.	Demand	supply	% Achieved	
1	Bio-Med (P) Ltd. Ghaziabad	0.2	11.7	6.7	6.7	100.00	7.06	7.23	7.23	100.00	March, 2017
2	Sanofi Pasture India	NA	2.1	1.38	1.38	100.00	2.1	1.38	1.38	100.00	March, 2011
	Total	0.2	13.8	8.08	8.08	100.00	9.16	8.61	8.61	100.00	

14. Haemophilis (Hib) Influenzae vaccine - Installed Capacity, Production Demand and Supply

S. No	Institutions	Installed Capacity	2015-16				2016-17				Status as on
			Prodtn.	Demand	supply	% Achieved	Prodtn.	Demand	supply	% Achieved	
1	Bio-Med (P) Ltd. Ghaziabad	20	0.4	0.5	0.5	100.00	0.4	0.5	0.5	100.00	March, 2017
2	Biological E Ltd.Hyderabad	10	3.08	3.06	3.06	100.00	2	0.3	0.3	100.00	March,2017
3	Panacea	67.5	Nil	1.34	0.5	37.31	Nil	0.16	0.16	100.00	March,2017
4	Shanta Biotech. Ltd. H'bad	1000	-	-	-	-	-	-	-	-	March, 2010
5	Sill Pune	1000	36	-	-	-	46	NA	NA	NA	March,2017
6	Bharat Biotech	200	4	0.71	0.71	100.00	4	0.71	0.71	100.00	March, 2015
	Total	2297.5	43.48	5.61	4.77	85.03	52.4	1.67	1.67	100.00	

6.3 (Contd.) Vaccinewise and Institution-wise status of production, demand and supply 2015-16 & 2016-17.

15. Quadruple Vaccine (DTwp- HepB) - Installed Capacity, Production Demand and Supply

Quantity in Lakh of Doses

S. No	Institutions	Installed Capacity	2015-16				2016-17				Status as on
			Prodtn.	Demand	supply	% Achieved	Prodtn.	Demand	supply	% Achieved	
1	Panacae	140	Nil	Nil	Nil	Nil	Nil	Nil	Nil	Nil	
2	Shanta Biotech. Ltd. H'bad	2000	-	-	-	-	-	-	-	-	March, 2010
3	SII Pune	2000	38	-	-	-	10	NA	NA	NA	March, 2017
4	Sanofi pasteur, Delhi		-	-	-	-	-	-	-	-	March, 2011
Total		4140	38	0	0	NA	10	0	0	NA	

16. Tetravalent Vaccine (DTwp+Hib) - Installed Capacity, Production Demand and Supply

S. No	Institutions	Installed Capacity	2015-16				2016-17				Status as on
			Prodtn.	Demand	supply	% Achieved	Prodtn.	Demand	supply	% Achieved	
1	Panacae	15	2.56	2.63	2.63	100.00	4.38	1.63	1.63	100.00	March, 2017
2	Sanofi pasteur Delhi		-	-	-	-	-	-	-	-	
3	Shanta Biotech. Ltd. H'bad	3000	-	-	-	-	-	-	-	-	March, 2010
4	SII Pune	2000	5	-	-	-	4	NA	NA	NA	March, 2017
Total		5015	7.56	2.63	2.63	100.00	8.38	1.63	1.63	100.00	

17. Pentavalent vaccine (DTwp-HepB-Hib)- Installed Capacity, Production, Demand and Supply

S. No	Institutions	Installed Capacity	2015-16				2016-17				Status as on
			Prodtn.	Demand	supply	% Achieved	Prodtn.	Demand	supply	% Achieved	
1	Panacae	910.05	675.8	1420.3	1393.32	98.10	121.37	122.28	122.28	100.00	March, 2017
2	Shanta Biotech. Ltd. H'bad	1000	NA	-	-98.10	NA	NA	-	-100.00	-	March, 2010
3	SII Pune	2000	1614	-	-	NA	1192	NA	NA	NA	March, 2017
4	Sanofi pasteur Delhi	NA	-	-	-	NA	-	-	-	-	March, 2012
5	Bharat Biotech Intls.	1300	280	280	280	100.00	280	280	280	100.00	March, 2013
6	Biological- E- limited	2000	712.24	711.81	711.81	100.00	1580.1	1079	1079	100.00	March, 2017
Total		7210.05	3282.04	2412.11	2287.0296	94.81	3173.47	1481.28	1381.28	93.25	

18. MMR - Installed Capacity, Production, Demand and Supply

S. No	Institutions	Installed Capacity	2015-16				2016-17				Status as on
			Prodtn.	Demand	supply	% Achieved	Prodtn.	Demand	supply	% Achieved	
1	HBI Udhagamandalam Hyderabad		-	-	-	-	-	-	-	-	March, 2009
2	SII Pune	2500	367	-	-	NA	552	NA	NA	NA	March, 2017
Total		2500	367	0	0	0.00	552	0	0	NA	

19. MR

S. No	Institutions	Installed Capacity	2015-16				2016-17				Status as on
			Prodtn.	Demand	supply	% Achieved	Prodtn.	Demand	supply	% Achieved	
1	SII Pune	2500	1490	-	-	NA	2021	NA	NA	NA	March, 2017
Total		2500	1490	0	0	NA	2021	0	0	NA	

20. Rubella

S. No	Institutions	Installed Capacity	2015-16				2016-17				Status as on
			Prodtn.	Demand	supply	% Achieved	Prodtn.	Demand	supply	% Achieved	
1	SII Pune	2000	6	-	-	NA	4	NA	NA	NA	March, 2017
Total		2000	6	0	0	NA	4	0	0	NA	

6.3 (Contd.) Vaccinewise and Institution-wise status of production, demand and supply 2015-16 & 2016-17.

21 Seasonal Influenza Vaccine- Installed Capacity, Production , Demand and Supply

Quantity in Lakh of Doses

S. No	Institutions	Installed Capacity	2015-16				2016-17				Status as on
			Prodtn.	Demand	supply	% Achieved	Prodtn.	Demand	supply	% Achieved	
1	Sanofi pasteur Delhi	0	-	8.92	5.72	64.13	-	8.92	5.72	64.13	March, 2012
2	SII, Pune	100	7	-	-	-	2.8	NA	NA	NA	March, 2017
Total		100	7	8.92	5.72	64.13	2.8	8.92	5.72	64.13	
21.1 Seasonal Influenza Vaccine- (H1N1 Pandemicmonovaleny)											
1	Zydus Cadila ahmedabad	70	6	7	7	100.00	6	7	7	100.00	March, 2011
2	Sanofi pasture, Delhi		8.93	5.74	5.74	100.00	8.93	5.74	5.74	100.00	March, 2012
Total		70	14.93	12.74	12.74	100.00	14.93	12.74	12.74	100.00	
21.2 Pnemococcal Vaccine Installed Capacity, Production , Demand and Supply											
1	Sanofi pasture, India		0.65	0.61	0.61	100.00	0.65	0.61	0.61	100.00	March, 2012
Total		0	0.65	0.61	0.61	100.00	0.65	0.61	0.61	100.00	

22. Cholera Vacine Production, Demand and Supply

S. No	Institutions	Installed Capacity	2015-16				2016-17				Status as on
			Prodtn.	Demand	supply	% Achieved	Prodtn.	Demand	supply	% Achieved	
1	Shantabiotech Hydrabad	40	6	10	10	100.00	6	10	10	100.00	March, 2013
2	Sanofi pasteur, India		0.14	0.33	0.33	100.00	0.14	0.33	0.33	100.00	March, 2011
Total		40	6.14	10.33	10.33	100.00	6.14	10.33	10.33	100.00	

23. ATS - Installed Capacity, Production, Demand and Supply

S. No	Institutions	Installed Capacity (LV.)	2015-16				2016-17				Status as on
			Prodtn.	Demand	supply	% Achieved	Prodtn.	Demand	supply	% Achieved	
1	CRI Kasauli (ml)	0.9	0	0	0	NA	0	0	0	-	March, 2011
2	HBPCL Mumbai	5	-	-	-	NA	0.006	-	-	-	March, 2017
3	SII Pune	-	16	-	-	NA	34	NA	NA	NA	March, 2017
4	Biological E Ltd. Hyd'bad	6	NA	0.32	0.32	100.00	NA	0.32	0.32	100.00	March, 2014
5	B.S.& V Ltd. Thane		-	-	-	NA	-	-	-	-	
Total		11.9	16.0	0.3	0.3	100.00	34.006	0.32	0.32	100.00	

24. ADS - Installed Capcity, Production, Demand and Supply

S. No	Institutions	Installed Capacity	2015-16				2016-17				Status as on
			Prodtn.	Demand	supply	% Achieved	Prodtn.	Demand	supply	% Achieved	
1	CRI Kasauli (Vials)	0.09	0.9	0.09365	0.0534	57.02	0.04356	0.07532	0.04232	56.19	March, 2017
2	HBPCL Mumbai	2	0.0025	0.00325	0.0025	76.92	0.02	0.015	0.00937	62.47	March, 2017
3	B.S.& V Ltd. Thane	0.5	0.9025	0.0969	0.0559	57.69	-	-	-	-	
Total		2.59	1.805	0.1938	0.1118	57.69	0.06356	0.09032	0.05169	57.23	

25. ASVS (Snake)- Installed Capacity, Production, Demand and Supply

S. No	Institutions	Installed Capacity	2015-16				2016-17				Status as on
			Prodtn.	Demand	supply	% Achieved	Prodtn.	Demand	supply	% Achieved	
1	CRI Kasauli (ml)	0.035	0.55	0.06917	0.01736	25.10	0.03672	0.03098	0.01868	60.30	March, 2017
2	HBPCL Mumbai	6	2.97886	3.10681	2.97886	95.88	0.20338	0.20338	0.20338	100.00	March, 2017
3	SII Pune	4	0.6	-	-	-	0.6	-	-	-	March, 2015
4	Biological E Ltd. Hyd'bad	12	5.03	4.84	4.84	100.00	8.4	5.42685	5.42685	100.00	March, 2017
5	KIPM Chennai	7.5	-	-	-	NA	-	-	-	-	
6	Bengal Chemical & Pharmaceutical Kolkota	0.6	-	0.19	0.19	100.00	-	0.19	0.19	100.00	March, 2016
7	Vins Bio-Products Ltd. Hy'bad	0.4	-	-	-	NA	-	-	-	-	
8	Bharat Serum & Vaccine Ltd. Thane	8.4	-	-	-	NA	-	-	-	-	
Total		38.94	9.16	8.21	8.03	97.81	9.2401	5.85121	5.83891	99.79	

6.3 (Contd.) Vaccinewise and Institution-wise status of production, demand and supply 2015-16 & 2016-17.

26. ASCVS (Scorpion)- Installed Capacity, Production, Demand and Supply

Quantity in Lakh of Doses

S. No	Institutions	Installed Capacity	2015-16				2016-17				Status as on
			Prodtn.	Demand	supply	% Achieved	Prodtn.	Demand	supply	% Achieved	
1	HBPLC Mumbai	1.5	0.02827	0.03708	0.02827	76.24	0.03	0.02889	0.02889	100.00	March, 2017
2	Bharat serum & Vaccines Thane	0.05	-	-	-	-	-	-	-	-	-
Total		1.55	0.02827	0.03708	0.02827	76.24	0.03	0.02889	0.02889	100.00	

27. ARS (Snake)- Installed Capacity, Production, Demand and Supply

Quantity in Lakhs of ML

S. No	Institutions	Installed Capacity	2015-16				2016-17				Status as on
			Prodtn.	Demand	supply	% Achieved	Prodtn.	Demand	supply	% Achieved	
1	CRI Kasauli (ml)	0.51	0.8	0.65526	0.29151	44.49	0.22955	0.54127	0.17087	31.57	March,2017
2	Bharat Serum & Vaccine Ltd. Thane	3	-	-	-	-	-	-	-	-	-
3	Cadilla Pharmaceutical Ltd. Ahmedabad	0.08	0	0	0	NA	0	0	0	-	March, 2011
4	Haffkine BPCL Mumbai	1.5	0.026	0.073	0.026	35.62	0.02	0.00405	0.00405	100.00	March,2017
5	HBI Udhagamandalam Hyderabad		-	-	-	-	-	-	-	-	March, 2009
Total		5.09	0.83	0.73	0.32	43.60	0.24955	0.54532	0.17492	32.08	

28. AGGS- Installed Capacity, Production, Demand and Supply

Quantity in Lakh of Doses

S. No	Institutions	Installed Capacity	2015-16				2016-17				Status as on
			Prodtn.	Demand	supply	% Achieved	Prodtn.	Demand	supply	% Achieved	
1	Bharat Serum & Vaccine Ltd. Thane	4	-	-	-	-	-	-	-	-	-
2	Haffkine BPCL	0.5	-	-	-	NA	Nil	Nil	Nil	NIL	March,2017
Total		4.50	0	0	0	NA	0	0	0	NA	

29. NHS- Installed Capacity, Production, Demand and Supply

Quantity in ml

S. No	Institutions	Installed Capacity	2015-16				2016-17				Status as on
			Prodtn.	Demand	supply	% Achieved	Prodtn.	Demand	supply	% Achieved	
1	CRI Kasauli (ml)	As per Demand	As per Demand	0.047	0.023	48.94	51	22	26	118.18	March,2017
Total		0.00	0.00	0.05	0.02	75.67	51.00	22.00	26.00	118.18	

30. Diagnostic Antigen (ML)- Installed Capacity, Production , Demand and Supply

Quantity in Lakh of Doses

S. No	Institutions	Installed Capacity	2015-16				2016-17				Status as on
			Prodtn.	Demand	supply	% Achieved	Prodtn.	Demand	supply	% Achieved	
1	CRI Kasauli (ml)	as per demand	As per Demand	0.39616	0.2875	72.57	0.3375	0.4775	0.306	64.08	March,2017
2	IOS, Kolkata	0.29	0.1481	0.1358	0.1358	100.00	0.1481	0.1358	0.1358	100.00	March,2016
Total		0.29	0.15	0.53	0.42	79.57	0.4856	0.6133	0.4418	72.04	

6.3 (Contd.) Vaccinewise and Institution-wise status of production, demand and supply 2015-16 & 2016-17.

Installed Capacity, Production and supply of quantity of different Vaccines & Sera during 2015-16 & 2016-17.

Quantity in Lakh of Doses

S. No	Institutions	Installed Capacity	2015-16				2016-17			
			Prodtn.	Demand	supply	% Achieved	Prodtn.	Demand	supply	% Achieved
UIP-VACCINES										
1	BCG	2500	2856	9	9	100.00	2555	0	0	
2	DPT	9963	1028.85	396.58	893.68	225.35	844.41	83.01	589.1067	709.68
3	DT	3750	40.81	11.81	11.81	100.00	18.81	11.81	11.81	100.00
4	TT	16242	4088.96	2843.3296	3358.65	118.12	5252.74	3625.711	4207.214	116.04
5	OPV	37200	13004.28	6181.81	6048.54	97.84	9478.24	6318.22	6184.95	97.89
6	Measles	4600	2830	0	120	NA	1673	0	120	
NON-UIP VACCINES										
7	JEV	185.1	316.94	309.81	309.81	100.00	10.5	4.32	4.32	100.00
8	TCARV	536	378.13	147.14	285.63	194.12	371.5	139.81	278.3	199.06
9	Typhoid (vi-polysacharoid)	950	59.86	55.46	46.53	83.90	59.86	55.46	46.53	83.90
10	Typhoid (AKD)	0.4	50.2	31.97	31.97	100.00	51.45	28.28	28.28	100.00
11	Hepatitis-B	9330	3329.9	1463.82	1579.62	107.91	3466.6	1273.57	1389.57	109.11
IHR-VACCINES										
12	YFV	0	1.27	9.1777	2.3276	25.36	1.27	1.17	1.17	100.00
13	QMMV	0.2	13.8	8.08	8.08	100.00	9.16	8.61	8.61	100.00
14	Influenza vaccine									
NEWER VACCINES										
15	Hib vaccine	2297.5	43.48	5.61	4.77	85.03	52.4	1.67	1.67	100.00
16	DTwp- HepB	4140	38	0	0	NA	10	0	0	NA
17	DTwp-Hib	5015	7.56	2.63	2.63	100.00	8.38	1.63	1.63	100.00
18	DTwp-HepB-Hib	7210.05	3282.04	2412.11	2287.03	94.81	3173.47	1481.28	1381.28	93.25
19	MMR	2500	367	0	0	NA	552	0	0	NA
20	MR	2500	1490	0	0	NA	2021	0	0	NA
21	Rubella	2000	6	0	0	NA	4	0	0	NA
22	Cholera	40	6.14	10.33	10.33	100.00	6.14	10.33	10.33	100.00
23	Seasonal Influenza vaccine	70	7	8.92	5.72	64.13	2.8	8.92	5.72	64.13
24	Pandemic influenza(H1N1) vaccine	70	14.93	12.74	12.74	100.00	14.93	12.74	12.74	100.00
25	Pneumococcal Vaccine	0	0.65	0.61	0.61	100.00	0.65	0.61	0.61	100.00
ANTI - SERA										
Quantity in Lakhs of vials										
26	ATS	11.9	16	0.32	0.32	100.00	34.006	0.32	0.32	100.00
27	ADS	2.59	9025	0.0969	0.0559	57.69	0.06356	0.09032	0.05169	57.23
28	ASVS (Snake)	31.735	9.15886	8.82851	8.18246	92.68	5.8701	5.26436	5.25206	99.77
29	ASVS (scorpion)	1.55	0.02827	0.03708	0.02827	76.24	0.03	0.02889	0.02889	100.00
30	ARS	5.09	0.826	0.72826	0.31751	43.60	0.24955	0.54532	0.17492	32.08
31	AGGS	4.5	0	0	0	NA	0	0	0	NA
32	NHS	0	0	0.047	0.023	48.94	51	22	26	118.18
33	Diagnostic Reagent	2.79	0.1481	0.53196	0.4233	79.57	0.4856	0.6133	0.4418	72.04

Source: EPI Section, Dte.GHS, Ministry of Health & Family Welfare

Notes: Vaccine wise and Institution wise status of Installed capacity, production, demand and supply for the year 2016-17 is up to March 2017